

Dollar weakens as oil prices decline

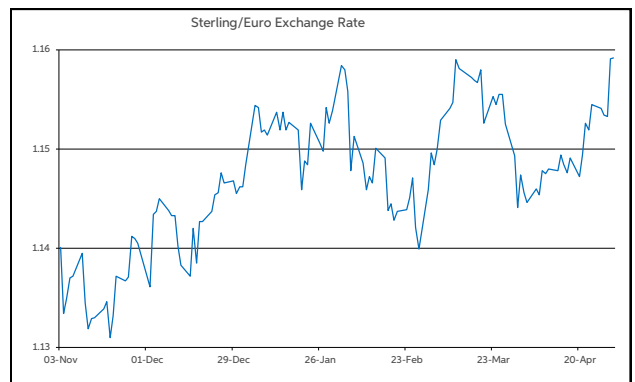
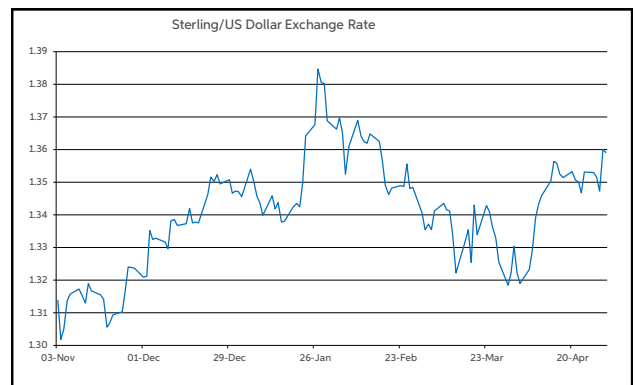
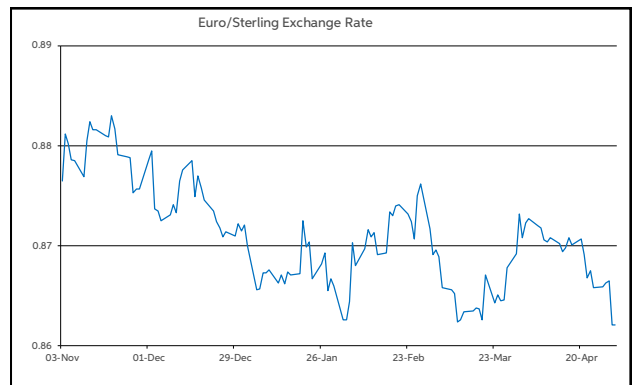
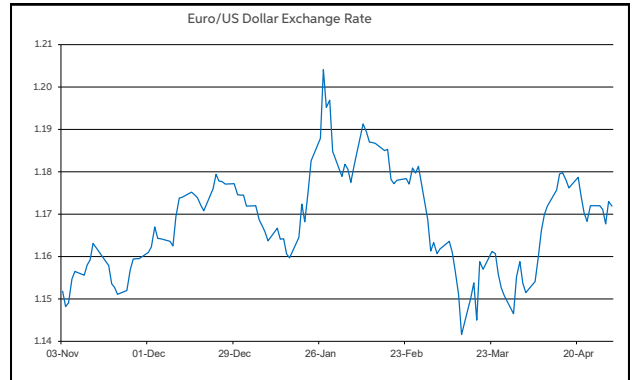
Despite a slew of key central bank meetings and a raft of data releases, market sentiment continues to be driven by changes in oil prices yesterday. Brent crude oil fell from \$126 to \$114 per barrel. However, there was no obvious catalyst for the move, given there was no major developments regarding the war in the Middle East.

On the monetary policy front the ECB and the BoE left rates unchanged, as expected. However, both central banks struck a more hawkish tone than at previous meetings. In particular, they appear to be highly sensitive to any second-round inflation effects due to the recent surge in energy prices. In this regard, the flash reading of Eurozone HICP inflation showed that the headline rate rose to 3.0% in April but the core rate slowed slightly to 2.1%. In contrast, US core-PCE inflation accelerated to 3.2% in March. Elsewhere on the data front, US GDP growth outstripped Eurozone growth in Q1. The former rose by 0.5%, while the later increased by just 0.1% in the quarter.

Against this backdrop, market interest rate expectations were little changed yesterday. Current pricing indicates that investors see around a 75% chance of an ECB rate hike and a 50% chance of a BoE rate hike in June. Meantime, the fall in oil prices coincided with a rebound in risk appetite. The Euro Stoxx 50 gained 1.1%, while the S&P 500 rose by 1.0% yesterday.

On the currency front, the drop in oil prices led to the dollar coming under some downward pressure. Meanwhile, the yen moved markedly higher, amid intervention by Japanese authorities to support the currency. In level terms, EUR/USD opens today above the \$1.17 threshold. USD/JPY is back near ¥157, having been north of ¥160. EUR/GBP is down in the lower half of the 86-87p corridor.

Looking ahead, the macro calendar is relatively light today. However, markets will remain sensitive to any developments in the Middle East.
Daniel Noonan, Economist, AIB



Today's Opening FX Rates

% Change

Day * End 2025

EUR/USD	1.1719	0.51	-0.22
EUR/GBP	0.8621	-0.45	-1.08
GBP/USD	1.3591	0.98	0.88
GBP/EUR	1.1596	0.45	1.09
USD/JPY	157.12	-2.12	0.30
EUR/JPY	184.18	-1.62	0.10

* v Previous Day's European Open

See Next Page for More Rates

Opening Interest Rates

Base Rate	Money Market		Swap Rates			
	1-Mth	3-Mth	1-Yr	2-Yr	5-Yr	
USD	3.63	3.64	3.65	3.72	3.99	3.99
EUR	2.00	1.97	2.15	2.77	2.86	2.90
GBP	3.75	3.72	3.82	4.27	4.55	4.54

All rates quoted are indicative market rates

See Next Page For More Rates & Charts

CONTACTS

AIB Customer Treasury Services
business.treasury@aib.ie
aib.corporatetreasury@aib.ie
aib.ie/fxcentre

Customer Treasury Services GB
treasury.gb@aib.ie

aibgb.co.uk/fxcentre

Customer Treasury Services NI
TreasuryNI@aib.ie

aibni.co.uk/fxcentre

Opening Levels

Friday 01 May 2026
07:38 am



Euro

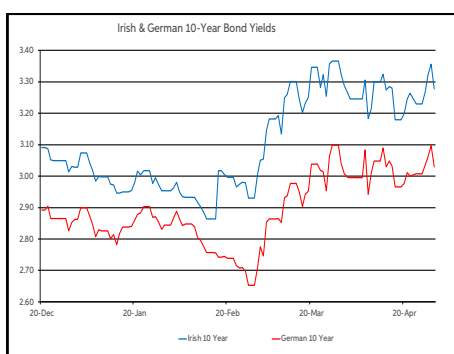
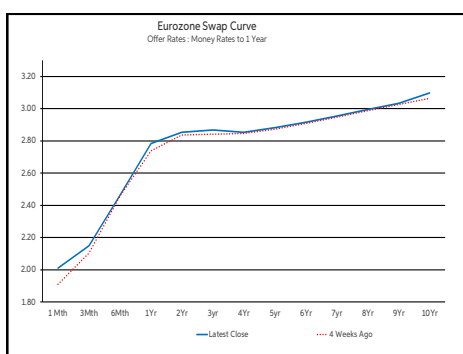
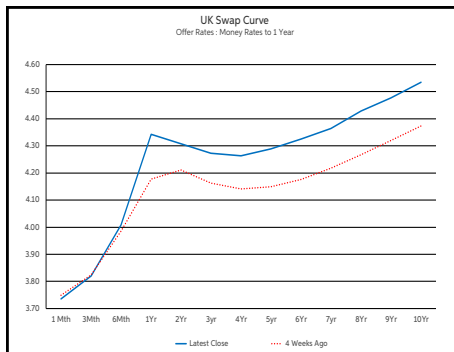
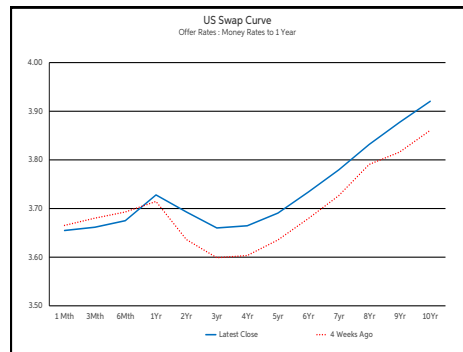
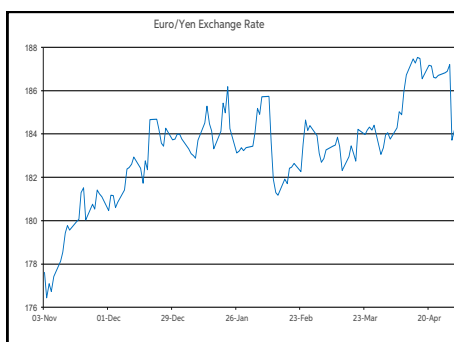
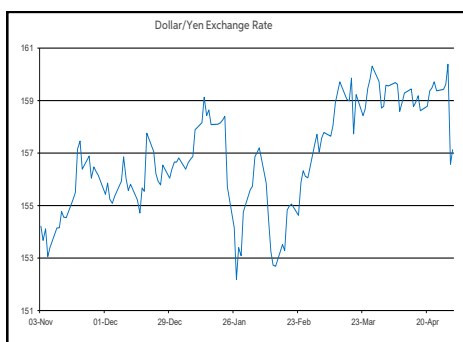
EUR/GBP	0.8621
EUR/USD	1.1719
EUR/JPY	184.18
EUR/SEK	10.8347
EUR/DKK	7.4726
EUR/NOK	10.8545
EUR/CHF	0.9174
EUR/AUD	1.63
EUR/HKD	9.1812
EUR/CAD	1.5917

Sterling

GBP/EUR	1.1596
GBP/USD	1.3591
GBP/CAD	1.8459
GBP/NZD	2.3076
GBP/JPY	213.54
GBP/SEK	12.5658
GBP/DKK	8.6621
GBP/NOK	12.594
GBP/CHF	1.0639
GBP/AUD	1.8904

Dollar

USD/JPY	157.12
USD/CAD	1.3584
USD/CHF	0.7825
USD/CNY	6.8273
USD/BRL	4.9558
USD/RUB	74.9455
USD/INR	94.9
AUD/USD	0.7187
NZD/USD	0.5886



Debt Markets

	Close	Change bps		
		Day	4 Weeks	End 25
10 Year Yield %				
US	4.39	-3	+8	+24
Germany	3.03	-7	+3	+17
UK	5.02	-4	+19	+55
5 Year Swap %				
US	3.96	-6	+6	+24
Eurozone	2.88	-8	+3	+32
UK	4.52	-8	+16	+63
2 Year Swap %				
US	3.95	-8	+7	+38
Eurozone	2.85	-7	+4	+59
UK	4.54	-11	+12	+81
10 Year Government Bond Spreads to Benchmark bps				
Ireland	25	-1	-0	+8
Belgium	49	+0	+2	+0
France	67	-0	-2	-3
Italy	83	-3	-2	+18
Spain	47	-1	-1	+4
Portugal	41	-2	-3	+11
Greece	81	+2	-4	+19

Commodities

	Close	% Change		
		Day	4 Weeks	End 25
Brent Oil	114.01	-3.41	+4.57	+87.36
West Texas Oil	108.64	-1.66	-4.05	+89.73
Gold \$	4621.6	+1.76	-1.16	+7.13

This publication is for information purposes and is not an invitation to deal. The information is believed to be reliable but is not guaranteed. Any expressions of opinions are subject to change without notice. This publication is not to be reproduced in whole or in part without prior permission. In the Republic of Ireland it is distributed by Allied Irish Banks, p.l.c. In the UK it is distributed by Allied Irish Banks, p.l.c. and Allied Irish Bank (GB). In Northern Ireland it is distributed by Allied Irish Bank (NI). In the United States of America it is distributed by Allied Irish Banks, p.l.c. Allied Irish Banks, p.l.c. is regulated by the Central Bank of Ireland. Allied Irish Bank (GB) and AIB (NI) are trade marks used under licence by AIB Group (UK) p.l.c. (a wholly owned subsidiary of Allied Irish Banks, p.l.c.), incorporated in Northern Ireland. Registered Office 92 Ann Street, Belfast BT1 3HH. Registered Number NI018800. Authorised by the Prudential Regulation Authority and regulated by the Financial Conduct Authority and the Prudential Regulation Authority. In the United States of America, Allied Irish Banks, p.l.c., New York Branch, is a branch licensed by the New York State Department of Financial Services. Deposits and other investment products are not FDIC insured, they are not guaranteed by any bank and they may lose value. Please note that telephone calls may be recorded in line with market practice.