

Sterling retains its firmer tone

There was a notably upbeat tone to European investor sentiment yesterday. Risk appetite was boosted by overnight (Wednesday) news out of China in relation to the prospect of further stimulus measures for the world's second largest economy.

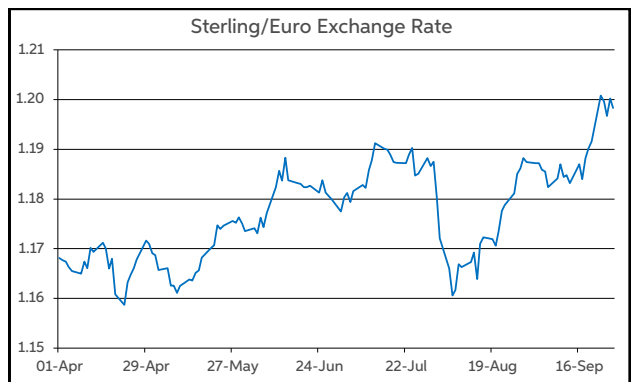
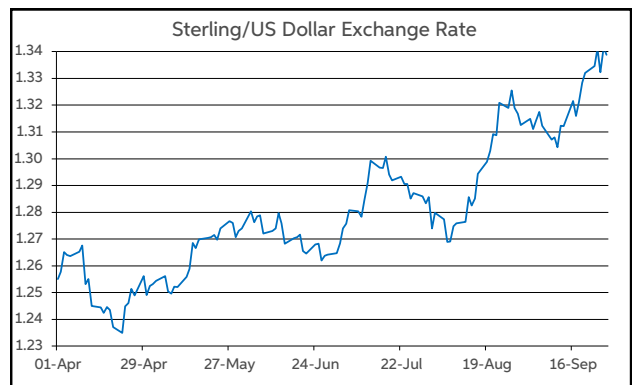
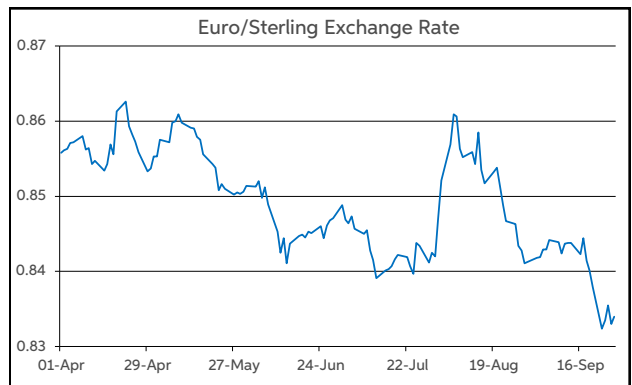
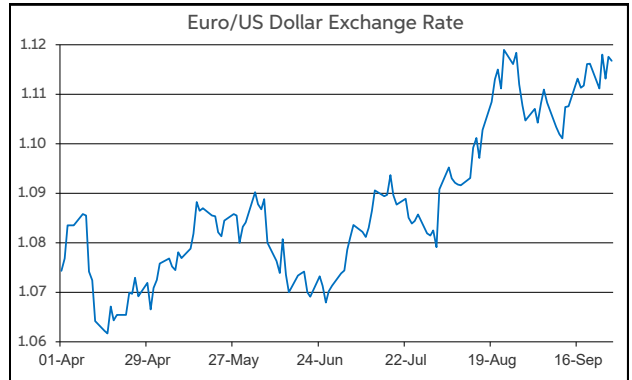
The Euro Stoxx 50 posted a 2.4% gain. Meanwhile, on Wall Street, the mood was also positive, but the gains were more modest. At the bell last night, the S&P 500 was 0.4% higher on the day, which saw the index register a new record closing high.

On commodity markets, oil prices fell, coinciding with reports that Saudi Arabia was preparing to abandon its 'unofficial' \$100 a barrel price target. Brent crude fell by over 2% to below \$72 per barrel.

Currency-wise, most of the majors have been confined to relatively narrow ranges over the past 24 hours. Of the limited action to occur, the dollar is slightly softer, while sterling has maintained its firmer tone. In level terms, EUR/USD opens this morning above the midpoint of \$1.11-1.12. GBP/USD has traded higher, into the upper half of the \$1.33-1.34 corridor. Meantime, the EUR/GBP pair has edged below the halfway point of the 83-84p trading band.

Looking ahead to today, we get some important survey data out of the Eurozone, with the European Commission economic sentiment report for September due. The headline index is expected to decline slightly to 96.5 (from 96.6). However, given the weaker than expected PMI numbers earlier in the week, there are downside risks to this forecast. In the US, the focus will be on the publication of core-PCE (Fed's preferred inflation gauge) for August. Core inflation is forecast to rise marginally, to 2.7% from 2.6%.

John Fahey, Senior Economist, AIB



Today's Opening FX Rates			
		% Change	
		Day *	End 2023
EUR/USD	1.1168	0.24	1.20
EUR/GBP	0.834	-0.14	-3.78
GBP/USD	1.3388	0.37	5.18
GBP/EUR	1.1986	0.14	3.93
USD/JPY	143.83	-0.59	1.96
EUR/JPY	160.65	-0.35	3.23

* v Previous Day's European Open
See Next Page for More Rates

Opening Interest Rates						
Base Rate	Money Market			Swap Rates		
	1-Mth	3-Mth	1-Yr	2-Yr	5-Yr	
USD	4.88	4.96	4.87	4.08	3.70	3.54
EUR	3.65	3.38	3.35	2.72	2.36	2.28
GBP	5.00	4.94	4.81	4.27	4.13	3.88

All rates quoted are indicative market rates

See Next Page For More Rates & Charts

FX Spot	Karl Cooke Shane Gargan	FX Options	Mark Tuite	Reuters Phone	AIBG.I 00353-1-7724018	Morning Comment	John Fahey john.j.fahey@aib.ie
---------	----------------------------	------------	------------	------------------	---------------------------	-----------------	-----------------------------------



Euro

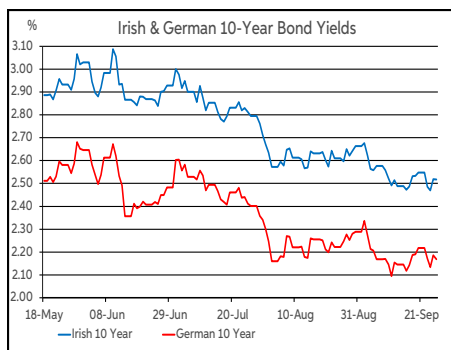
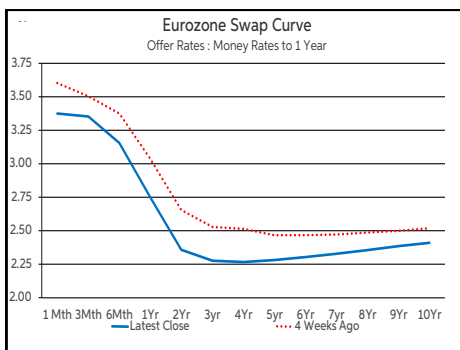
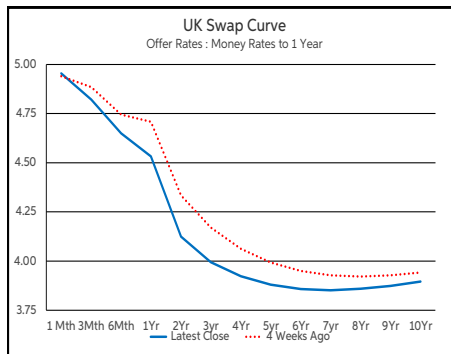
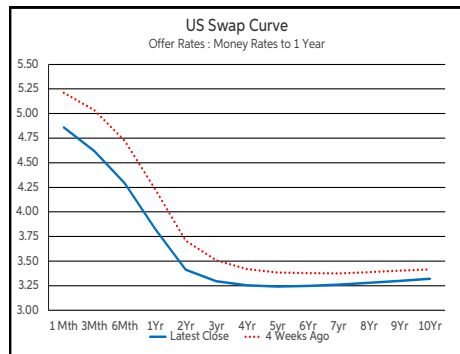
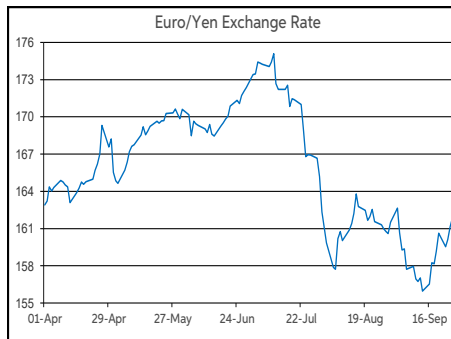
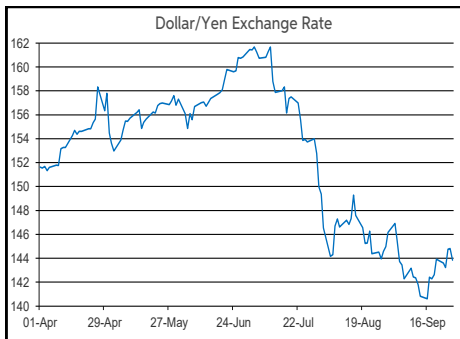
EUR/GBP	0.834
EUR/USD	1.1168
EUR/JPY	160.65
EUR/SEK	11.321
EUR/DKK	7.456
EUR/NOK	11.7882
EUR/CHF	0.9455
EUR/AUD	1.6227
EUR/HKD	8.6878
EUR/CAD	1.5058

Sterling

GBP/EUR	1.1986
GBP/USD	1.3388
GBP/CAD	1.8047
GBP/NZD	2.1214
GBP/JPY	192.56
GBP/SEK	13.5665
GBP/DKK	8.9334
GBP/NOK	14.1265
GBP/CHF	1.133
GBP/AUD	1.9458

Dollar

USD/JPY	143.83
USD/CAD	1.3483
USD/CHF	0.8465
USD/CNY	7.013
USD/BRL	5.4379
USD/RUB	92.5
USD/INR	83.658
AUD/USD	0.6879
NZD/USD	0.6309



Debt Markets				
	Close	Change bps		
		Day	4 Weeks	End 23
10 Year Yield %				
US	3.79	+1	-8	-7
Germany	2.17	-2	-11	+14
UK	4.01	+2	-1	+47
5 Year Swap %				
Ireland	2.55	+0	-10	+19
Belgium	2.82	-1	-5	+13
France	2.97	-1	-2	+41
Italy	3.48	-5	-17	-22
Spain	2.96	-3	-14	-3
Portugal	2.74	-4	-14	-4
Greece	3.10	-7	-22	+2
2 Year Swap %				
US	3.51	+4	-12	-28
Eurozone	2.28	+1	-18	-15
UK	3.88	+2	-11	+23
10 Year Government Bond Spreads to Benchmark bps				
Ireland	38	+2	+1	+4
Belgium	65	+1	+6	-1
France	80	+1	+9	+27
Italy	131	-4	-6	-36
Spain	79	-2	-3	-18
Portugal	57	-2	-3	-19
Greece	93	-6	-11	-12

Commodities				
	Close	% Change		
		Day	4 Weeks	End 23
Brent Oil	71.6	-2.53	-10.43	-7.06
West Texas Oil	71.65	-0.17	-1.90	-1.27
Gold \$	2670.2	+0.50	+5.91	+29.46

This publication is for information purposes and is not an invitation to deal. The information is believed to be reliable but is not guaranteed. Any expressions of opinions are subject to change without notice. This publication is not to be reproduced in whole or in part without prior permission. In the Republic of Ireland it is distributed by Allied Irish Banks, p.l.c. In the UK it is distributed by Allied Irish Banks, p.l.c. and Allied Irish Bank (GB). In Northern Ireland it is distributed by Allied Irish Bank (NI). In the United States of America it is distributed by Allied Irish Banks, p.l.c. Allied Irish Banks, p.l.c. is regulated by the Central Bank of Ireland. Allied Irish Bank (GB) and AIB (NI) are trade marks used under licence by AIB Group (UK) p.l.c. (a wholly owned subsidiary of Allied Irish Banks, p.l.c.), incorporated in Northern Ireland. Registered Office 92 Ann Street, Belfast BT1 3HH. Registered Number NI018800. Authorised by the Prudential Regulation Authority and regulated by the Financial Conduct Authority and the Prudential Regulation Authority. In the United States of America, Allied Irish Banks, p.l.c., New York Branch, is a branch licensed by the New York State Department of Financial Services. Deposits and other investment products are not FDIC insured, they are not guaranteed by any bank and they may lose value. Please note that telephone calls may be recorded in line with market practice.