

Jam-packed week ahead

Some disappointing US data, a slew of corporate earnings reports and tariff related newsflow impacted proceedings on financial markets throughout last week. Against this backdrop, there was a cautious tone to investor sentiment. This is reflected by the Euro Stoxx 50 falling by 0.2%, while the S&P 500 declined by a 1.0%.

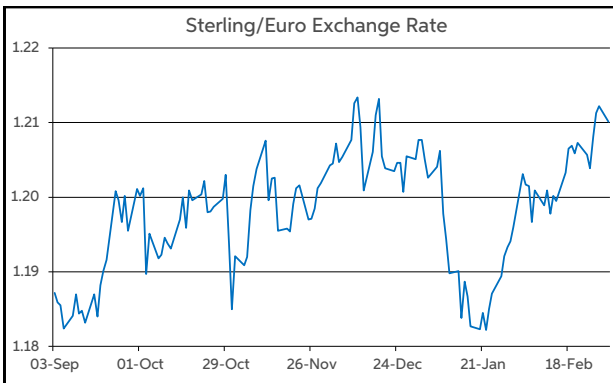
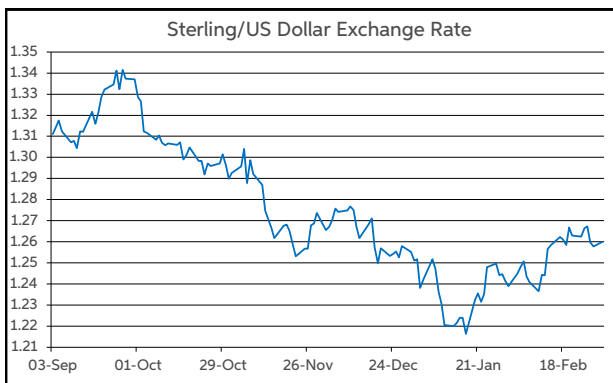
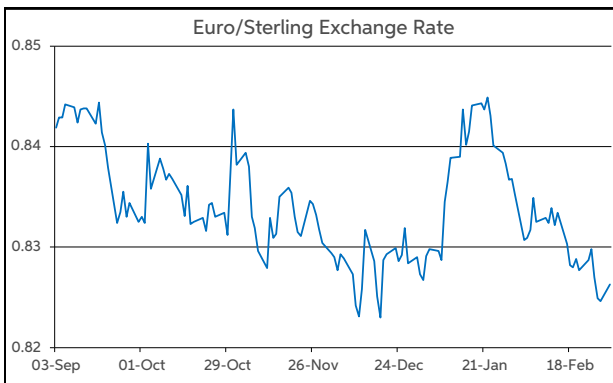
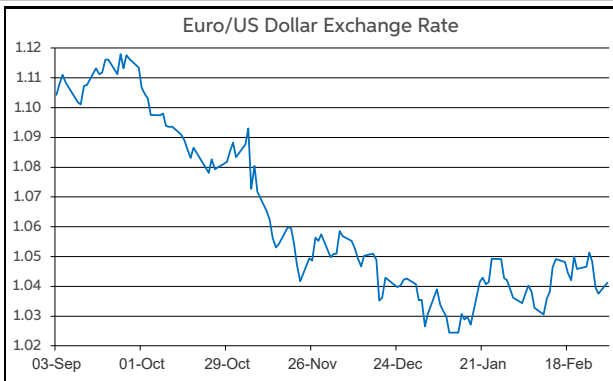
Data-wise, US consumer confidence deteriorated in February (98.3 vs. 102.5 f'cast). Similarly, US personal consumption fell by 0.2% in January (vs. +0.1% f'cast). Both indicators follow a number of other below consensus US data points recently, which have contributed to the Citibank surprise index turning negative and to the Atlanta Fed nowcast model now indicating that GDP contracted in Q1.

Amid the recent downturn in US data, market participants are now pricing in a faster pace of policy easing from the Fed this year. A rate cut is priced-in for June, with a total of 65bps worth of easing now expected by year end. As US rate expectations softened last week, Treasury yields fell by circa 20-25bps.

Despite the softening in US rates and the growing concern around the economic outlook, the dollar was underpinned by President Trump's rhetoric regarding tariffs. Overall, the greenback gained 0.5% versus the yen and sterling, and 1% against the euro last week. This sees EUR/USD open today back near the \$1.04 mark. EUR/GBP is in the top half of the 82-83p corridor.

This week, the main focus will be on the ECB policy meeting and the US labour market report (Feb). Eurozone flash HICP inflation will also garner close attention, as will the US labour market report (Feb). Meantime, tariff related headlines and a speech by President Trump will likely influence markets at the start of the week.

Daniel Noonan, Economist, AIB



Today's Opening FX Rates			
		% Change	
		Day *	End 2024
EUR/USD	1.0412	0.23	0.57
EUR/GBP	0.8263	0.13	-0.12
GBP/USD	1.2599	0.13	0.70
GBP/EUR	1.2099	-0.13	0.12
USD/JPY	150.4	0.39	-4.31
EUR/JPY	156.62	0.62	-3.77

* v Previous Day's European Open
See Next Page for More Rates

	Opening Interest Rates					
	Base Rate	Money Market		Swap Rates		
		1-Mth	3-Mth	1-Yr	2-Yr	5-Yr
USD	4.38	4.32	4.30	4.06	4.15	4.06
EUR	2.90	2.46	2.46	2.22	2.15	2.21
GBP	4.50	4.44	4.40	4.16	4.28	4.18

All rates quoted are indicative market rates

See Next Page For More Rates & Charts

FX Spot	Karl Cooke Shane Gargan	FX Options	Mark Tuite	Reuters Phone	AIBG.I 00353-1-7724018	Morning Comment	John Fahey john.j.fahey@aib.ie
---------	----------------------------	------------	------------	------------------	---------------------------	-----------------	-----------------------------------

Opening Levels

Monday 03 March 2025
06:33 am



Euro

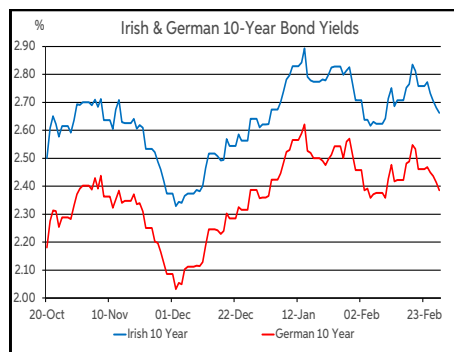
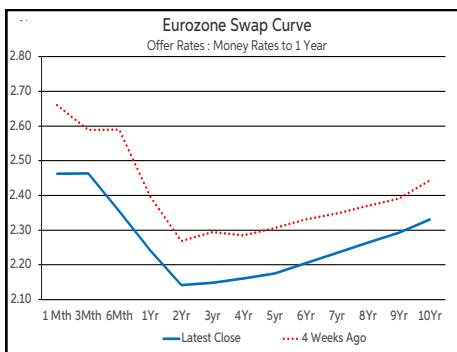
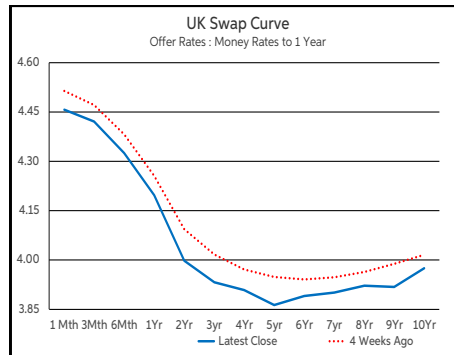
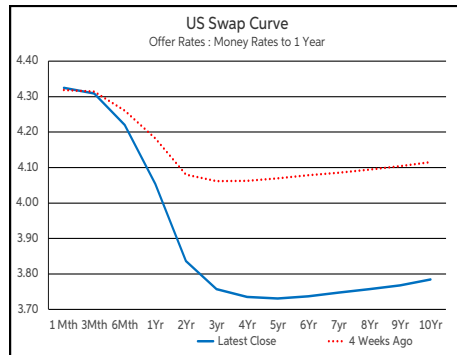
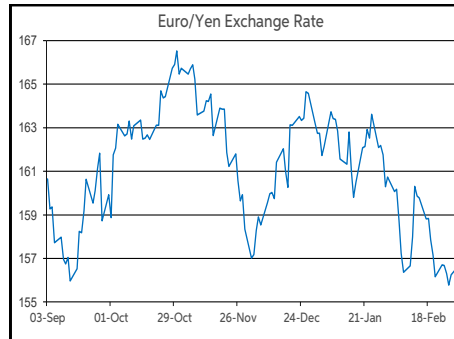
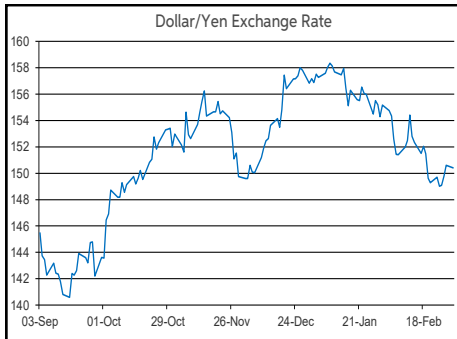
EUR/GBP	0.8263
EUR/USD	1.0412
EUR/JPY	156.62
EUR/SEK	11.1704
EUR/DKK	7.4578
EUR/NOK	11.7105
EUR/CHF	0.9393
EUR/AUD	1.676
EUR/HKD	8.0976
EUR/CAD	1.504

Sterling

GBP/EUR	1.2099
GBP/USD	1.2599
GBP/CAD	1.8199
GBP/NZD	2.2499
GBP/JPY	189.49
GBP/SEK	13.5163
GBP/DKK	9.022
GBP/NOK	14.1723
GBP/CHF	1.1365
GBP/AUD	2.0281

Dollar

USD/JPY	150.4
USD/CAD	1.4447
USD/CHF	0.9021
USD/CNY	7.2916
USD/BRL	5.8852
USD/RUB	89.2
USD/INR	87.3275
AUD/USD	0.621
NZD/USD	0.5595



Debt Markets				
	Close	Change bps		
		Day	4 Weeks	End 24
10 Year Yield %				
US	4.23	-6	-34	-35
Germany	2.39	-3	-7	+2
UK	4.48	-3	-6	-9
5 Year Swap %				
US	4.00	-5	-29	-29
Eurozone	2.17	-7	-13	-7
UK	4.15	-3	-3	-14
2 Year Swap %				
US	4.09	-6	-21	-24
Eurozone	2.13	-4	-13	-6
UK	4.24	-2	-7	-24
10 Year Government Bond Spreads to Benchmark bps				
Ireland	30	+2	+3	+1
Belgium	59	+1	-3	-3
France	75	+3	+1	-8
Italy	109	+2	-1	-7
Spain	70	+2	+4	-0
Portugal	54	+1	+4	+6
Greece	89	+0	-1	+1

Commodities				
	Close	% Change		
		Day	4 Weeks	End 24
Brent Oil	73.18	-1.16	-4.66	-1.96
West Texas Oil	71.65	-0.17	-1.90	-1.27
Gold \$	2858.6	-0.61	+2.06	+8.95

This publication is for information purposes and is not an invitation to deal. The information is believed to be reliable but is not guaranteed. Any expressions of opinions are subject to change without notice. This publication is not to be reproduced in whole or in part without prior permission. In the Republic of Ireland it is distributed by Allied Irish Banks, p.l.c. In the UK it is distributed by Allied Irish Banks, p.l.c. and Allied Irish Bank (GB). In Northern Ireland it is distributed by Allied Irish Bank (NI). In the United States of America it is distributed by Allied Irish Banks, p.l.c. Allied Irish Banks, p.l.c. is regulated by the Central Bank of Ireland. Allied Irish Bank (GB) and AIB (NI) are trade marks used under licence by AIB Group (UK) p.l.c. (a wholly owned subsidiary of Allied Irish Banks, p.l.c.), incorporated in Northern Ireland. Registered Office 92 Ann Street, Belfast BT1 3HH. Registered Number NI018800. Authorised by the Prudential Regulation Authority and regulated by the Financial Conduct Authority and the Prudential Regulation Authority. In the United States of America, Allied Irish Banks, p.l.c., New York Branch, is a branch licensed by the New York State Department of Financial Services. Deposits and other investment products are not FDIC insured, they are not guaranteed by any bank and they may lose value. Please note that telephone calls may be recorded in line with market practice.