

Dollar softer, Election day in the UK

There was a positive tone to investor sentiment yesterday. This was reflected in gains on equity markets on both sides of the Atlantic. In Europe, the Euro Stoxx 50 continued its seesaw mood. After rising Monday, falling on Tuesday, it rose yesterday, gaining 1.2%. On Wall Street, the gains were more modest in nature. At the closing bell last night, the S&P 500 was up by 0.5%.

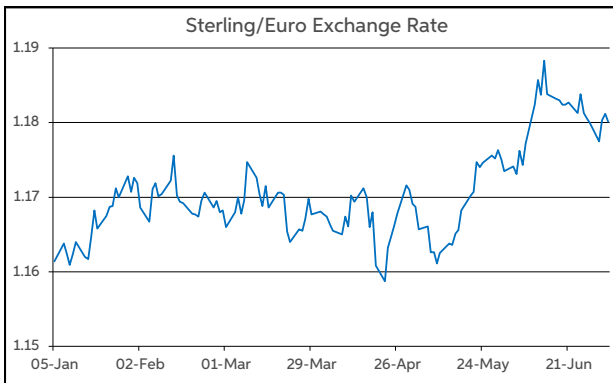
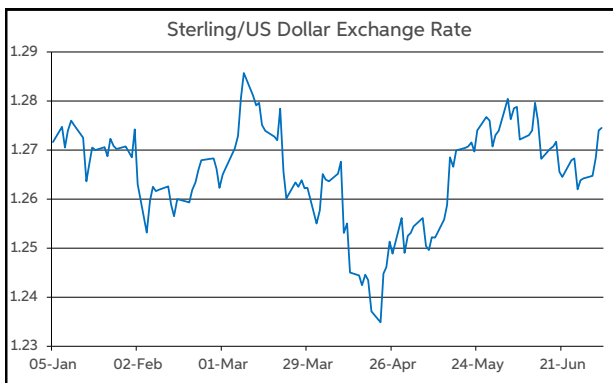
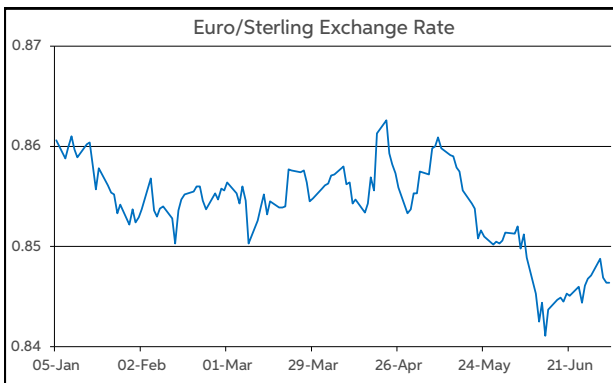
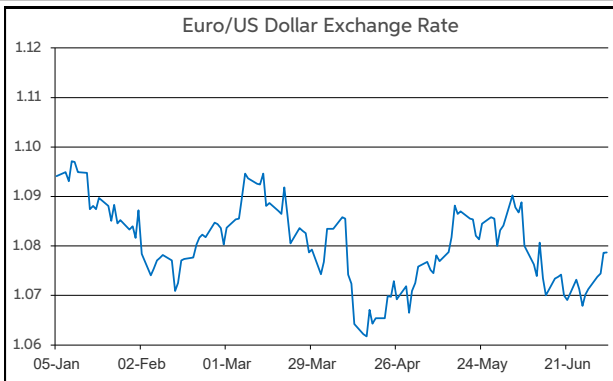
Data-wise, a batch of US releases disappointed versus expectations. The most noticeable being the non-manufacturing ISM for June, which fell to a 4-year low of 48.8, well below the consensus forecast of 52.5. There were also weaker than expected prints from the ADP Employment report and weekly jobless claims.

On the currency front, the weaker US data acted as a headwind for the dollar. EUR/USD tested above \$1.08 before settling just below this level. GBP/USD moved up into \$1.27-1.28 territory. Meanwhile, USD/JPY did not breach the ¥162 mark and traded back into the lower half of ¥161-162. Elsewhere, EUR/GBP remained range bound near the midpoint of 84-85p.

Looking ahead to today, there is a very quiet macro data agenda. There is a market holiday in the US for Independence Day. The main European release of note is the ECB meeting account for June. This will provide some additional insight into the central bank's policy deliberations last month when the Governing Council decided to cut rates by 25bps.

Meanwhile, in the UK the main event is the General Election. Polls have been consistent in indicating a Labour win, with a significant majority. Therefore, if the outcome is in line with polls/expectations, it may not generate much of a sterling reaction.

John Fahey, Senior Economist, AIB



Today's Opening FX Rates			
		% Change	
		Day *	End 2023
EUR/USD	1.0787	0.42	-2.26
EUR/GBP	0.8464	-0.01	-2.35
GBP/USD	1.2745	0.47	0.13
GBP/EUR	1.1811	0.01	2.41
USD/JPY	161.39	-0.20	14.41
EUR/JPY	174.12	0.23	11.88

* v Previous Day's European Open
See Next Page for More Rates

Opening Interest Rates						
	Base Rate	Money Market		Swap Rates		
		1-Mth	3-Mth	1-Yr	2-Yr	5-Yr
USD	5.38	5.45	5.58	5.27	4.85	4.35
EUR	4.25	3.65	3.71	3.54	3.22	2.89
GBP	5.25	5.17	5.09	4.86	4.73	4.23

All rates quoted are indicative market rates

See Next Page For More Rates & Charts

FX Spot	Karl Cooke Shane Gargan	FX Options	Mark Tuite	Reuters Phone	AIBG.I 00353-1-7724018	Morning Comment	John Fahey john.j.fahey@aib.ie
---------	----------------------------	------------	------------	------------------	---------------------------	-----------------	-----------------------------------

Opening Levels

Thursday 04 July 2024
07:21 am



Euro

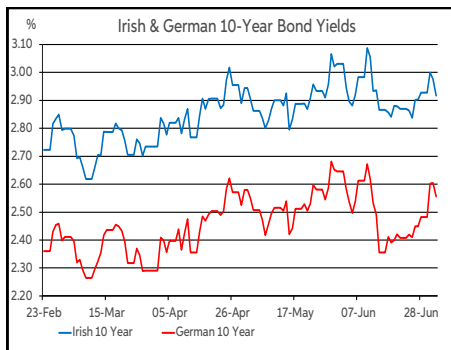
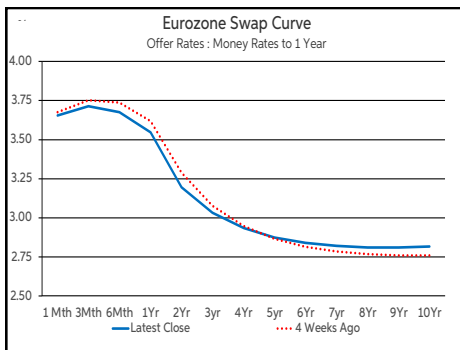
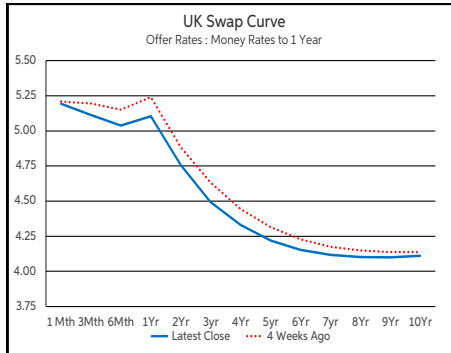
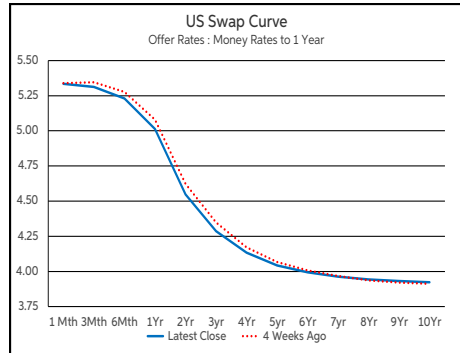
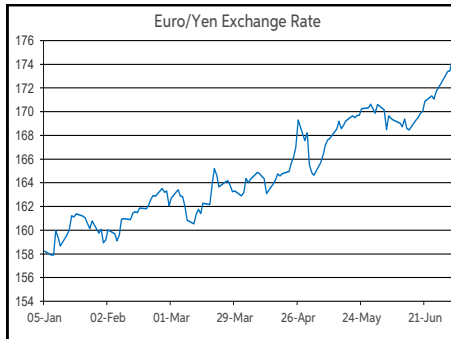
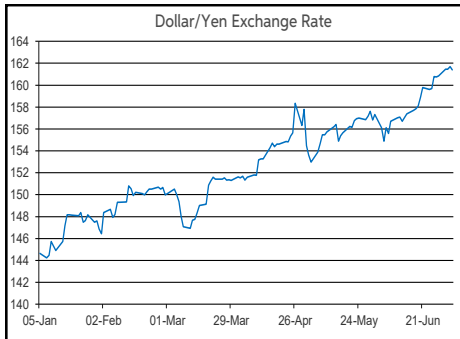
EUR/GBP	0.8464
EUR/USD	1.0787
EUR/JPY	174.12
EUR/SEK	11.3143
EUR/DKK	7.4586
EUR/NOK	11.3871
EUR/CHF	0.9713
EUR/AUD	1.6068
EUR/HKD	8.4244
EUR/CAD	1.4701

Sterling

GBP/EUR	1.1811
GBP/USD	1.2745
GBP/CAD	1.7367
GBP/NZD	2.0848
GBP/JPY	205.69
GBP/SEK	13.3639
GBP/DKK	8.81
GBP/NOK	13.446
GBP/CHF	1.1474
GBP/AUD	1.8981

Dollar

USD/JPY	161.39
USD/CAD	1.3626
USD/CHF	0.9002
USD/CNY	7.2716
USD/BRL	5.558
USD/RUB	87.1
USD/INR	83.529
AUD/USD	0.6714
NZD/USD	0.611



Debt Markets				
	Close	Change bps		
		Day	4 Weeks	End 23
10 Year Yield %				
US	4.35	-9	+6	+49
Germany	2.56	-5	+6	+53
UK	4.17	-8	-1	+63
Ireland	2.95	-5	+5	+59
Belgium	3.13	-7	+8	+44
France	3.26	-6	+27	+70
Italy	3.99	-8	+18	+29
Spain	3.39	-7	+16	+40
Portugal	3.20	-7	+11	+42
Greece	3.70	-1	+16	+63
5 Year Swap %				
US	4.31	-7	+0	+52
Eurozone	2.87	-3	+2	+45
UK	4.22	-5	-9	+57
2 Year Swap %				
US	4.81	-4	-5	+48
Eurozone	3.20	-5	-8	+40
UK	4.73	-3	-15	+46
10 Year Government Bond Spreads to Benchmark bps				
Ireland	39	+0	-1	+6
Belgium	57	-2	+2	-9
France	70	-1	+21	+17
Italy	143	-3	+12	-24
Spain	83	-2	+10	-14
Portugal	65	-3	+5	-11
Greece	115	+4	+10	+10

Commodities				
	Close	% Change		
		Day	4 Weeks	End 23
Brent Oil	87.34	+1.28	+11.39	+13.37
West Texas Oil	71.65	-0.17	-1.90	-1.27
Gold \$	2356.1	+1.15	+0.05	+14.23

This publication is for information purposes and is not an invitation to deal. The information is believed to be reliable but is not guaranteed. Any expressions of opinions are subject to change without notice. This publication is not to be reproduced in whole or in part without prior permission. In the Republic of Ireland it is distributed by Allied Irish Banks, p.l.c. In the UK it is distributed by Allied Irish Banks, p.l.c. and Allied Irish Bank (GB). In Northern Ireland it is distributed by Allied Irish Bank (NI). In the United States of America it is distributed by Allied Irish Banks, p.l.c. Allied Irish Banks, p.l.c. is regulated by the Central Bank of Ireland. Allied Irish Bank (GB) and AIB (NI) are trade marks used under licence by AIB Group (UK) p.l.c. (a wholly owned subsidiary of Allied Irish Banks, p.l.c.), incorporated in Northern Ireland. Registered Office 92 Ann Street, Belfast BT1 3HH. Registered Number NI018800. Authorised by the Prudential Regulation Authority and regulated by the Financial Conduct Authority and the Prudential Regulation Authority. In the United States of America, Allied Irish Banks, p.l.c., New York Branch, is a branch licensed by the New York State Department of Financial Services. Deposits and other investment products are not FDIC insured, they are not guaranteed by any bank and they may lose value. Please note that telephone calls may be recorded in line with market practice.