

EUR/USD at fresh YTD low of \$1.055

There was a cautious tone to investor sentiment yesterday, amid choppy trading conditions. This saw the Euro Stoxx 50 fall by 0.1%, while the S&P 500 rebounded late on to finish flat for the day. Data-wise, the release of US CPI inflation for October led to some volatility on markets, despite matching expectations. The headline rate rose to 2.6%, while the latter remained at 3.3%.

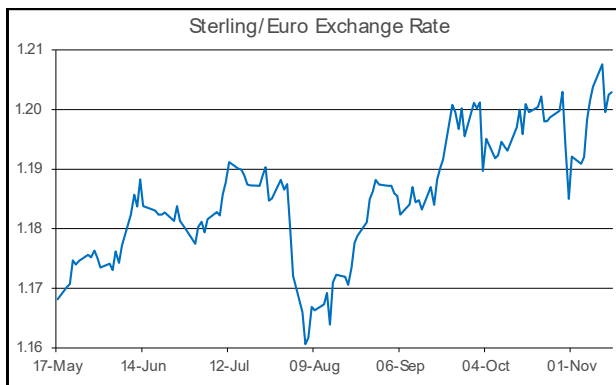
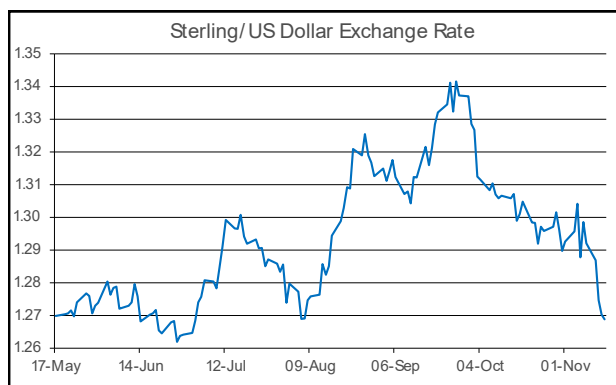
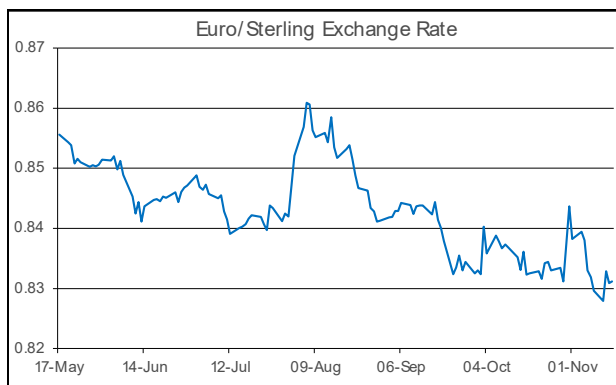
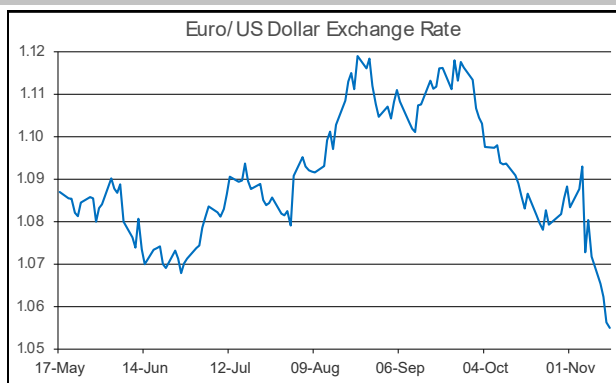
However, in the initial aftermath of the release of the CPI data, US Treasury yields moved sharply lower along the curve, and US futures contracts softened somewhat. Overnight though, longer-dated US Treasury yields have risen once again. This has coincided with confirmation that the Republicans have kept control of the House of Representatives, and with some hawkish comments from Fed officials. Overall, the 2-year US Treasury yield declined by circa 4bps yesterday, while the 10 & 30 year yields rose by 3-6bps.

Against this backdrop, there was some volatility in the dollar. The greenback was on the defensive early on, as US market rate expectations softened. However, the dollar re-took the ascendancy later in the European session, and remained to the fore overnight. Amid the firmer tone to the dollar, EUR/USD registered a fresh YTD low of \$1.055.

As trading gets underway this morning, EUR/USD remains pinned down at the \$1.055 mark. Meantime, GBP/USD is operating back below the \$1.27 threshold. EUR/GBP continues to change hands in the bottom half of 83-84p.

Today, the main highlight will be the release of the ECB monetary policy meeting account from October. Elsewhere, comments from a number of central bank officials will also be in the spotlight.

Daniel Noonan, Economist, AIB



Today's Opening FX Rates			
		% Change	
		Day *	End 2023
EUR/USD	1.055	-0.57	-4.40
EUR/GBP	0.8312	-0.19	-4.11
GBP/USD	1.2688	-0.43	-0.32
GBP/EUR	1.2025	0.19	4.28
USD/JPY	155.73	0.53	10.40
EUR/JPY	164.3	-0.06	5.57

* v Previous Day's European Open

See Next Page for More Rates

Opening Interest Rates						
Base Rate	Money Market		Swap Rates			
	1-Mth	3-Mth	1-Yr	2-Yr	5-Yr	
USD	4.63	4.60	4.48	4.24	4.38	4.25
EUR	3.40	3.09	3.03	2.46	2.26	2.30
GBP	4.75	4.69	4.67	4.48	4.56	4.37

All rates quoted are indicative market rates

See Next Page For More Rates & Charts

CONTACTS

AIB Customer Treasury Services
business.treasury@aib.ie
aib.corporatetreasury@aib.ie

Customer Treasury Services GB
treasury.gb@aib.ie

Customer Treasury Services NI
TreasuryNI@aib.ie



Euro

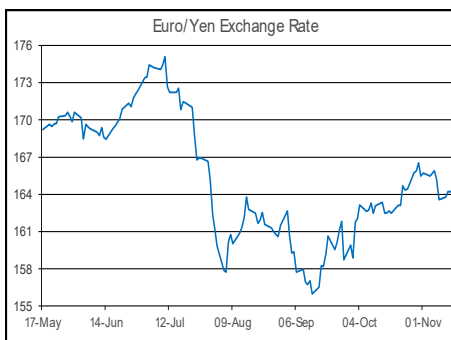
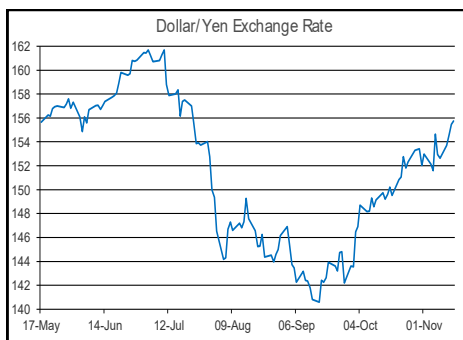
EUR/GBP	0.8312
EUR/USD	1.055
EUR/JPY	164.3
EUR/SEK	11.5982
EUR/DKK	7.4588
EUR/NOK	11.767
EUR/CHF	0.9354
EUR/AUD	1.63
EUR/HKD	8.2079
EUR/CAD	1.4771

Sterling

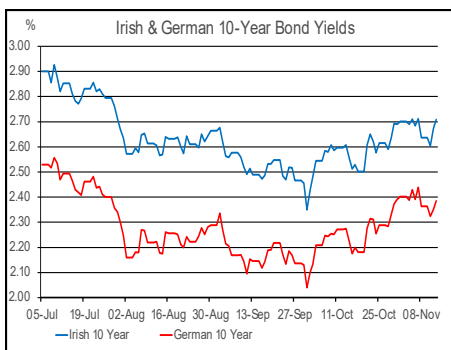
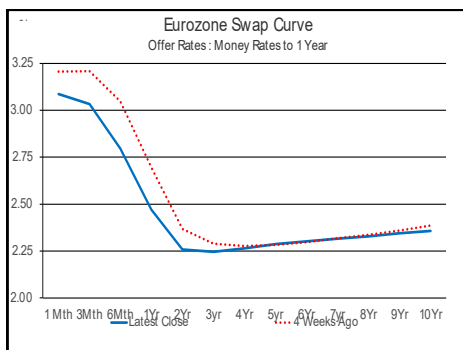
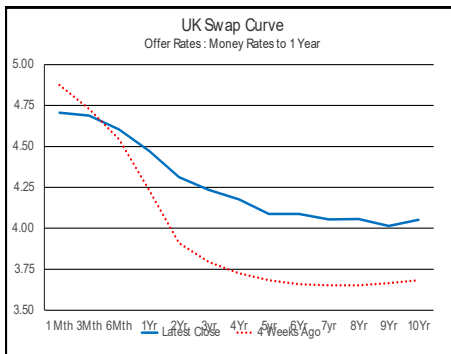
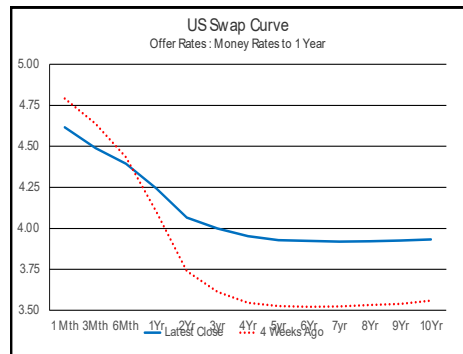
GBP/EUR	1.2025
GBP/USD	1.2688
GBP/CAD	1.7768
GBP/NZD	2.1634
GBP/JPY	197.59
GBP/SEK	13.9482
GBP/DKK	8.9721
GBP/NOK	14.1532
GBP/CHF	1.1249
GBP/AUD	1.9608

Dollar

USD/JPY	155.73
USD/CAD	1.4002
USD/CHF	0.8866
USD/CNY	7.2382
USD/BRL	5.8061
USD/RUB	98.5
USD/INR	84.378
AUD/USD	0.647
NZD/USD	0.5865



Debt Markets				
	Close	Change bps		
		Day	4 Weeks	End 23
10 Year Yield %				
US	4.45	+2	+44	+59
Germany	2.39	+3	+21	+36
UK	4.52	+2	+46	+98
5 Year Swap %				
US	4.19	-1	+42	+40
Eurozone	2.29	+2	+1	-14
UK	4.36	+1	+43	+71
2 Year Swap %				
US	4.32	-7	+33	-1
Eurozone	2.26	+1	-10	-54
UK	4.54	-1	+39	+28
10 Year Government Bond Spreads to Benchmark bps				
Ireland	33	+0	-4	-1
Belgium	63	+2	+3	-3
France	75	-4	+0	+22
Italy	124	-4	+0	-43
Spain	72	-3	+0	-24
Portugal	47	-4	+0	-29
Greece	86	-1	-4	-19



Commodities				
	Close	% Change		
		Day	4 Weeks	End 23
Brent Oil	72.28	+0.54	-2.61	-6.18
West Texas Oil	71.65	-0.17	-1.90	-1.27
Gold \$	2573.8	-0.90	-3.72	+24.78

This publication is for information purposes and is not an invitation to deal. The information is believed to be reliable but is not guaranteed. Any expressions of opinions are subject to change without notice. This publication is not to be reproduced in whole or in part without prior permission. In the Republic of Ireland it is distributed by Allied Irish Banks, p.l.c. In the UK it is distributed by Allied Irish Banks, p.l.c. and Allied Irish Bank (GB). In Northern Ireland it is distributed by Allied Irish Bank (NI). In the United States of America it is distributed by Allied Irish Banks, p.l.c. Allied Irish Banks, p.l.c. is regulated by the Central Bank of Ireland. Allied Irish Bank (GB) and AIB (NI) are trade marks used under licence by AIB Group (UK) p.l.c. (a wholly owned subsidiary of Allied Irish Banks, p.l.c.), incorporated in Northern Ireland. Registered Office 92 Ann Street, Belfast BT1 3HH. Registered Number NI018800. Authorised by the Prudential Regulation Authority and regulated by the Financial Conduct Authority and the Prudential Regulation Authority. In the United States of America, Allied Irish Banks, p.l.c., New York Branch, is a branch licensed by the New York State Department of Financial Services. Deposits and other investment products are not FDIC insured, they are not guaranteed by any bank and they may lose value. Please note that telephone calls may be recorded in line with market practice.