

## Dollar volatility, but sterling also in focus this week

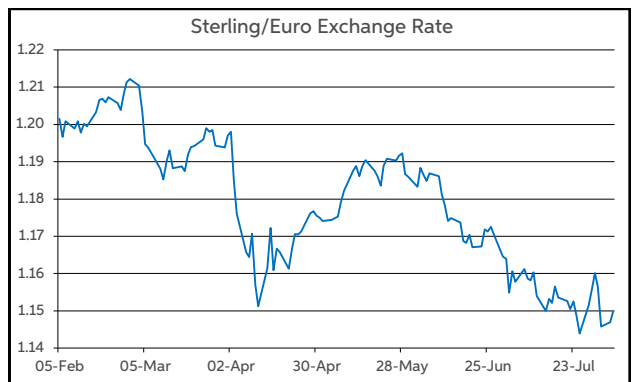
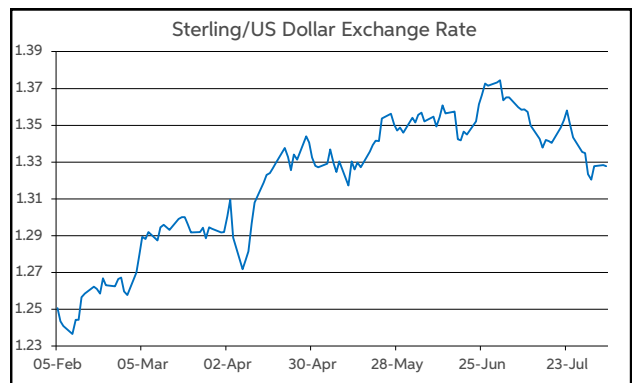
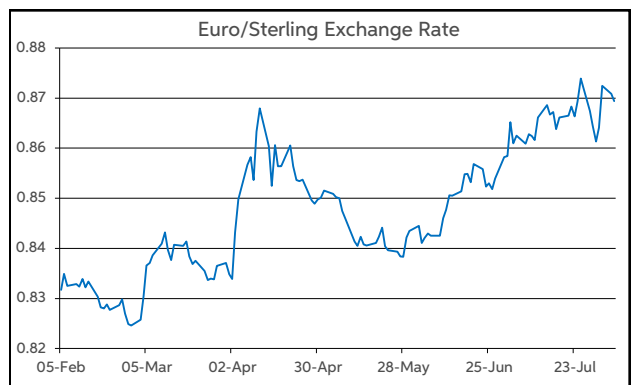
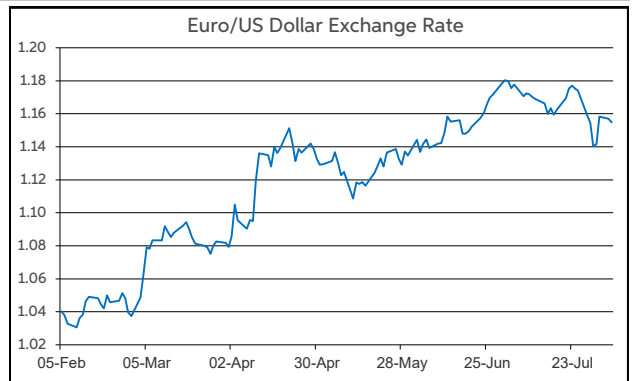
While yesterday's currency action was relatively muted, the dollar has continued to have an eventful/volatile time on the exchanges over recent weeks. In July, the currency started the month on the slide, continuing its weakening trend that took hold during the second quarter. This was reflected in EUR/USD and GBP/USD posting fresh year-to-date highs on July 1st of \$1.1829 and \$1.3788, respectively.

For the rest of July though, the greenback was very much on an upward trajectory. A firming in US rate expectations amid better-than-anticipated US macro data, progress on trade deals and a less dovish tone from the Fed's July FOMC underpinned the dollar's recovery. EUR/USD ended last month back down near \$1.14, while GBP/USD was trading in and around the \$1.32 mark.

The dollar's recent 'volatile' nature was once again in evidence at the start of August. Last Friday's disappointing payrolls report for July, especially the downward revisions to previous months, weighed heavily on the currency. The very weak jobs numbers saw a notable and immediate softening in US rate expectations. The market moved to price-in 50-60bps of easing by year end (compared to 35bps pre-Payrolls), including attaching around a 90% probability to a 25bps rate reduction at the next Fed meeting in mid-September. Against this backdrop, the EUR/USD pair traded back above the \$1.15 threshold, with GBP/USD rising nearer to the \$1.33 handle.

Overall, the last few weeks has highlighted the dollar's more volatile nature. A key aspect to this, is its sensitivity to US macro releases (labour market and inflation) that will decide, if and when, the Fed will resume its easing cycle. This week's calendar though is sparse in terms of US data. Today's non-manufacturing ISM (July) is the only US release of note over the coming days. Indeed, the focus may shift to some extent to sterling with Thursday's BoE meeting, where the central bank is expected to cut interest rates by 25bps.

**John Fahey, Senior Economist, AIB**



Today's Opening FX Rates			
		% Change	
		Day *	End 2024
EUR/USD	1.1548	-0.22	11.54
EUR/GBP	0.8694	-0.26	5.09
GBP/USD	1.3278	0.01	6.13
GBP/EUR	1.1496	0.26	-4.84
USD/JPY	147.1	-0.39	-6.41
EUR/JPY	169.91	-0.60	4.40

\* v Previous Day's European Open

See Next Page for More Rates

Opening Interest Rates						
Base Rate	Money Market			Swap Rates		
	1-Mth	3-Mth	1-Yr	2-Yr	5-Yr	
USD	4.38	4.34	4.23	3.81	3.76	3.69
EUR	2.00	1.89	1.99	2.02	2.05	2.31
GBP	4.25	3.99	3.98	3.73	3.85	3.91

All rates quoted are indicative market rates

See Next Page For More Rates & Charts

CONTACTS		
<b>AIB Customer Treasury Services</b> business.treasury@aib.ie aib.corporate@treasury@aib.ie aib.ie/fxcentre	<b>Customer Treasury Services GB</b> treasury.gb@aib.ie  aibgb.co.uk/fxcentre	<b>Customer Treasury Services NI</b> TreasuryNI@aib.ie  aibni.co.uk/fxcentre

# Opening Levels

Tuesday 05 August 2025  
07:15 am



## Euro

EUR/GBP	0.8694
EUR/USD	1.1548
EUR/JPY	169.91
EUR/SEK	11.1801
EUR/DKK	7.4622
EUR/NOK	11.8748
EUR/CHF	0.935
EUR/AUD	1.7867
EUR/HKD	9.0635
EUR/CAD	1.592

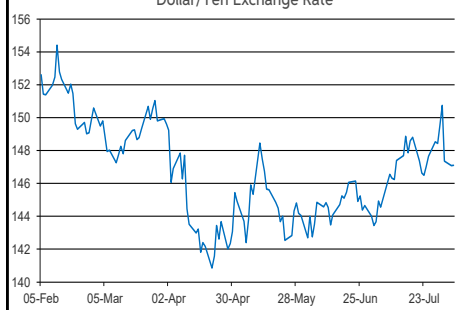
## Sterling

GBP/EUR	1.1496
GBP/USD	1.3278
GBP/CAD	1.8301
GBP/NZD	2.2516
GBP/JPY	195.35
GBP/SEK	12.8524
GBP/DKK	8.578
GBP/NOK	13.642
GBP/CHF	1.075
GBP/AUD	2.0542

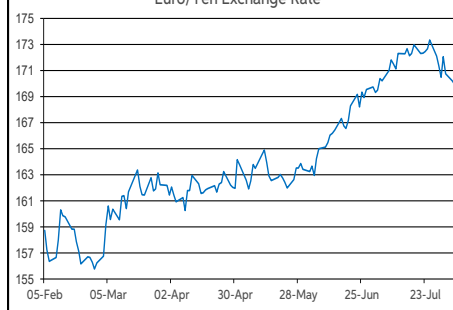
## Dollar

USD/JPY	147.1
USD/CAD	1.3784
USD/CHF	0.8096
USD/CNY	7.1837
USD/BRL	5.4969
USD/RUB	79.85
USD/INR	87.786
AUD/USD	0.6461
NZD/USD	0.5893

Dollar/Yen Exchange Rate

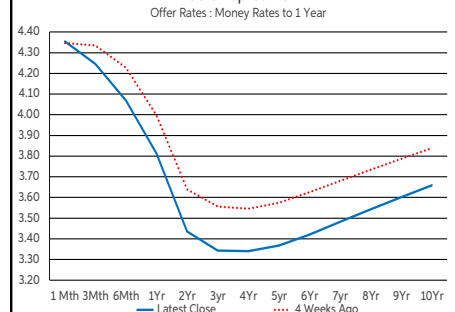


Euro/Yen Exchange Rate



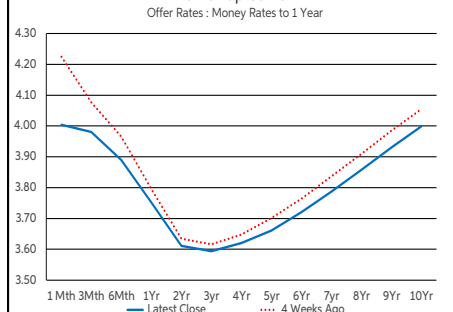
US Swap Curve

Offer Rates : Money Rates to 1 Year



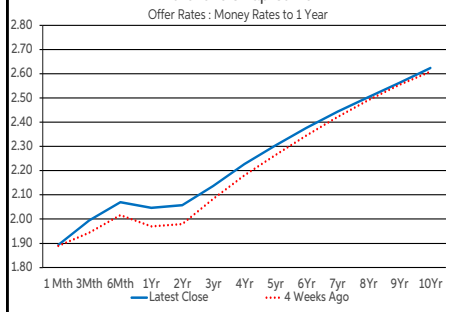
UK Swap Curve

Offer Rates : Money Rates to 1 Year

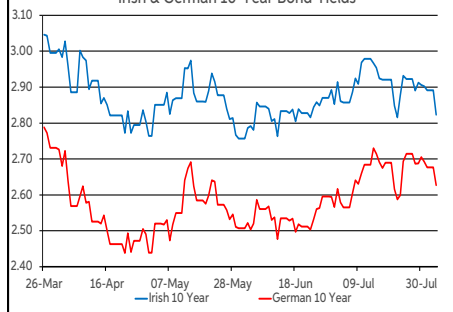


Eurozone Swap Curve

Offer Rates : Money Rates to 1 Year



Irish & German 10-Year Bond Yields



## Debt Markets

	Close	Change bps		
		Day	4 Weeks	End 24
10 Year Yield %				
US	4.20	-2	-20	-38
Germany	2.63	-5	+2	+26
UK	4.51	-2	-8	-7
Ireland	2.87	-5	-4	+22
Belgium	3.15	-6	-5	+16
France	3.28	-7	-4	+9
Italy	3.46	-8	-6	-6
Spain	3.20	-6	-6	+14
Portugal	3.05	-6	-4	+20
Greece	3.34	-2	-2	+9
5 Year Swap %				
US	3.63	-3	-19	-66
Eurozone	2.29	-3	+3	+5
UK	3.90	-1	-3	-38
2 Year Swap %				
US	3.69	-2	-20	-64
Eurozone	2.04	-2	+6	-15
UK	3.84	+1	-2	-65
10 Year Government Bond Spreads to Benchmark bps				
Ireland	24	-0	-6	-5
Belgium	52	-2	-7	-10
France	66	-2	-6	-18
Italy	83	-3	-8	-32
Spain	57	-1	-8	-13
Portugal	42	-2	-6	-6
Greece	71	+3	-5	-18

## Commodities

	Close	% Change		
		Day	4 Weeks	End 24
Brent Oil	68.76	-1.31	-1.18	-7.88
West Texas Oil	71.65	-0.17	-1.90	-1.27
Gold \$	3372.8	+0.31	+1.13	+28.55

This publication is for information purposes and is not an invitation to deal. The information is believed to be reliable but is not guaranteed. Any expressions of opinions are subject to change without notice. This publication is not to be reproduced in whole or in part without prior permission. In the Republic of Ireland it is distributed by Allied Irish Banks, p.l.c. In the UK it is distributed by Allied Irish Banks, p.l.c. and Allied Irish Bank (GB). In Northern Ireland it is distributed by Allied Irish Bank (NI). In the United States of America it is distributed by Allied Irish Banks, p.l.c. Allied Irish Banks, p.l.c. is regulated by the Central Bank of Ireland. Allied Irish Bank (GB) and AIB (NI) are trade marks used under licence by AIB Group (UK) p.l.c. (a wholly owned subsidiary of Allied Irish Banks, p.l.c.), incorporated in Northern Ireland. Registered Office 92 Ann Street, Belfast BT1 3HH. Registered Number NI018800. Authorised by the Prudential Regulation Authority and regulated by the Financial Conduct Authority and the Prudential Regulation Authority. In the United States of America, Allied Irish Banks, p.l.c., New York Branch, is a branch licensed by the New York State Department of Financial Services. Deposits and other investment products are not FDIC insured, they are not guaranteed by any bank and they may lose value. Please note that telephone calls may be recorded in line with market practice.