

Sterling softer post UK labour market updates

There was a passive mood to proceedings on financial markets for much of yesterday. One reason for this was the quiet macro data calendar. Indeed, there were no data releases of any note on either side of the Atlantic.

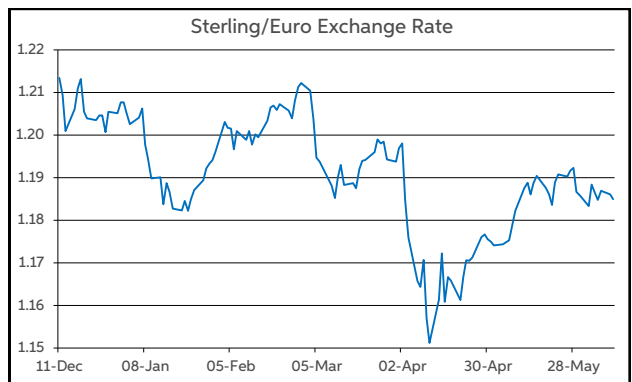
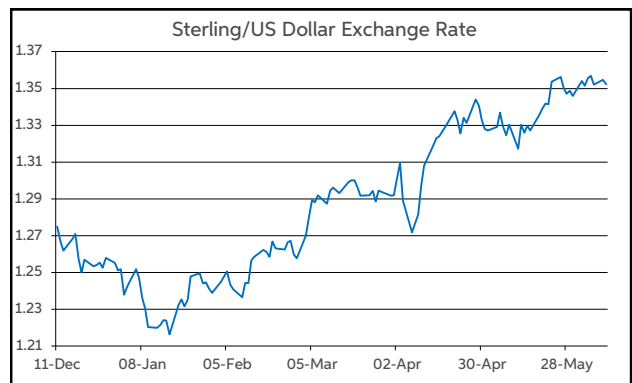
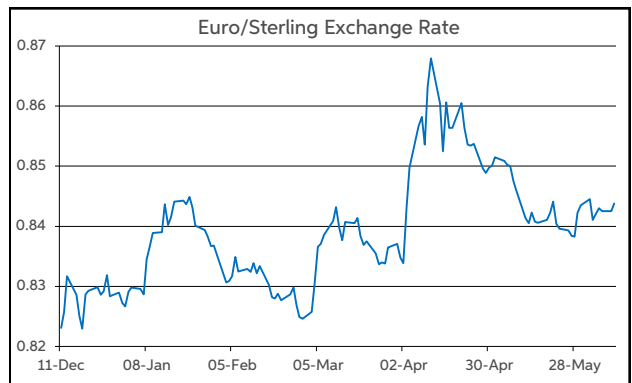
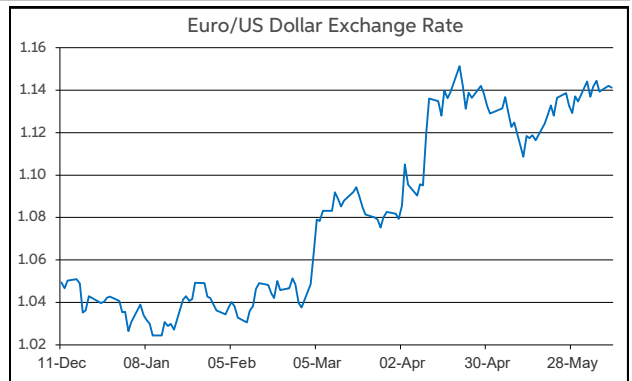
The subdued tone to investor sentiment was reflected in the muted moves on equity markets. In Europe, the Euro Stoxx 50 declined by a modest 0.2%. Meanwhile, at the closing bell on Wall Street last night, the S&P 500 was essentially flat on the day.

From a currency perspective, the main pairs were confined to narrow ranges yesterday. This continued in overnight trading on Asia-Pacific markets. As a result, the FX majors opened this morning showing no significant changes compared to 24 hours earlier. In level terms, the EUR/USD pair is operating just above the \$1.14 threshold in the early stages of this morning's European trading session.

Today's macro diary has a busier agenda. Already this morning a raft of UK labour market data have been released. The unemployment rate for the three month period to April increased to 4.6%, which was in line with expectations. Meanwhile, underlying wage growth registered a +5.2% y/y rate over the period which was lower than envisaged (f'cast for +5.4% y/y). Sterling is a tad softer in the initial aftermath of the data. EUR/GBP has edged up nearer to the midpoint of 84-85p, while GBP/USD has leaned down closer to the \$1.35 handle.

The remainder of today's macro calendar features Italian industrial output (April), EU Sentix survey (June) and the NFIB measure of US small business optimism (May). However, barring significant surprise results, none of the data would be expected to have a directional impact on their respective currencies.

John Fahey, Senior Economist, AIB



Today's Opening FX Rates			
		% Change	
		Day *	End 2024
EUR/USD	1.1412	-0.05	10.23
EUR/GBP	0.8436	0.17	1.97
GBP/USD	1.3523	-0.21	8.09
GBP/EUR	1.1849	-0.17	-1.93
USD/JPY	144.48	0.07	-8.08
EUR/JPY	164.9	0.03	1.32

* v Previous Day's European Open

See Next Page for More Rates

Opening Interest Rates						
Base Rate	Money Market		Swap Rates			
	1-Mth	3-Mth	1-Yr	2-Yr	5-Yr	
USD	4.38	4.30	4.32	4.07	4.06	4.01
EUR	2.00	1.97	1.96	2.00	2.01	2.26
GBP	4.25	4.20	4.16	3.96	4.05	4.09

All rates quoted are indicative market rates

See Next Page For More Rates &

CONTACTS

AIB Customer Treasury Services
business.treasury@aib.ie
aib.corporate.treasury@aib.ie
aib.ie/fxcentre

Customer Treasury Services GB
treasury.gb@aib.ie
aibgb.co.uk/fxcentre

Customer Treasury Services NI
TreasuryNI@aib.ie
aibni.co.uk/fxcentre

Opening Levels

Tuesday 10 June 2025
07:23 am



Euro

EUR/GBP	0.8436
EUR/USD	1.1412
EUR/JPY	164.9
EUR/SEK	10.9612
EUR/DKK	7.4598
EUR/NOK	11.4953
EUR/CHF	0.9375
EUR/AUD	1.7518
EUR/HKD	8.9568
EUR/CAD	1.5641

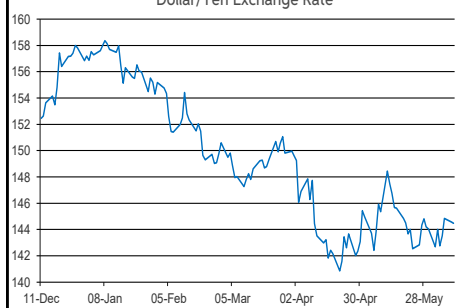
Sterling

GBP/EUR	1.1849
GBP/USD	1.3523
GBP/CAD	1.8535
GBP/NZD	2.236
GBP/JPY	195.38
GBP/SEK	12.988
GBP/DKK	8.8405
GBP/NOK	13.6213
GBP/CHF	1.1111
GBP/AUD	2.0754

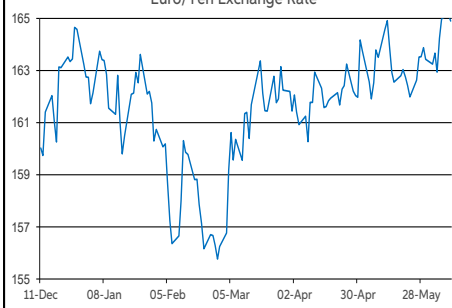
Dollar

USD/JPY	144.48
USD/CAD	1.3707
USD/CHF	0.8212
USD/CNY	7.1864
USD/BRL	5.5584
USD/RUB	79
USD/INR	85.577
AUD/USD	0.6513
NZD/USD	0.6044

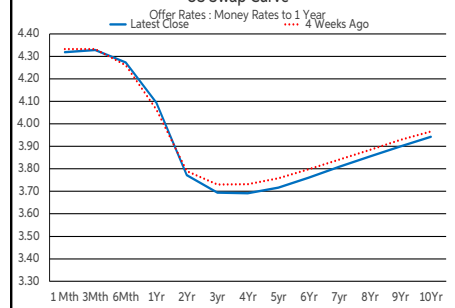
Dollar/Yen Exchange Rate



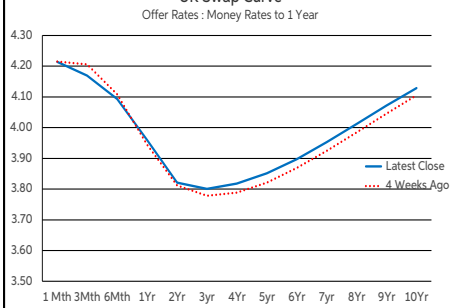
Euro/Yen Exchange Rate



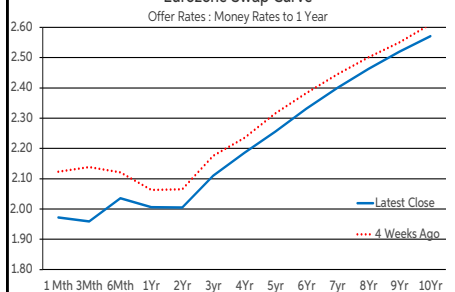
US Swap Curve



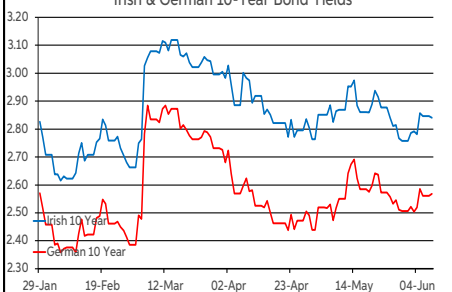
UK Swap Curve



Eurozone Swap Curve



Irish & German 10-Year Bond Yields



Debt Markets

	Close	Change bps		
		Day	4 Weeks	End 24
10 Year Yield %				
US	4.48	-3	+3	-9
Germany	2.57	+1	-7	+21
UK	4.63	-1	-1	+6
Ireland	2.88	-0	-11	+23
Belgium	3.10	-1	-10	+12
France	3.24	-0	-9	+4
Italy	3.49	-2	-20	-3
Spain	3.14	-1	-13	+8
Portugal	3.05	+0	-11	+20
Greece	3.31	+2	-14	+6
5 Year Swap %				
US	3.97	-4	-3	-32
Eurozone	2.25	-2	-6	+2
UK	4.09	-2	+2	-20
2 Year Swap %				
US	4.05	-1	+0	-29
Eurozone	2.00	-1	-6	-19
UK	4.05	-3	+0	-44
10 Year Government Bond Spreads to Benchmark bps				
Ireland	31	-1	-4	+2
Belgium	53	-1	-3	-9
France	67	-1	-2	-16
Italy	92	-3	-12	-24
Spain	57	-1	-5	-13
Portugal	48	-0	-4	-1
Greece	74	+1	-7	-14

Commodities

	Close	% Change		
		Day	4 Weeks	End 24
Brent Oil	67.04	+0.86	+3.20	-10.18
West Texas Oil	71.65	-0.17	-1.90	-1.27
Gold \$	3327.6	+0.54	+2.90	+26.82

This publication is for information purposes and is not an invitation to deal. The information is believed to be reliable but is not guaranteed. Any expressions of opinions are subject to change without notice. This publication is not to be reproduced in whole or in part without prior permission. In the Republic of Ireland it is distributed by Allied Irish Banks, p.l.c. In the UK it is distributed by Allied Irish Banks, p.l.c. and Allied Irish Bank (GB). In Northern Ireland it is distributed by Allied Irish Bank (NI). In the United States of America it is distributed by Allied Irish Banks, p.l.c. Allied Irish Banks, p.l.c. is regulated by the Central Bank of Ireland. Allied Irish Bank (GB) and AIB (NI) are trade marks used under licence by AIB Group (UK) p.l.c. (a wholly owned subsidiary of Allied Irish Banks, p.l.c.), incorporated in Northern Ireland. Registered Office 92 Ann Street, Belfast BT1 3HH. Registered Number NI018800. Authorised by the Prudential Regulation Authority and regulated by the Financial Conduct Authority and the Prudential Regulation Authority. In the United States of America, Allied Irish Banks, p.l.c., New York Branch, is a branch licensed by the New York State Department of Financial Services. Deposits and other investment products are not FDIC insured, they are not guaranteed by any bank and they may lose value. Please note that telephone calls may be recorded in line with market practice.