

Morning Comment

AIB Treasury Economic Research Unit



Tuesday 16 December 2025
07:17 am

FX majors range bound

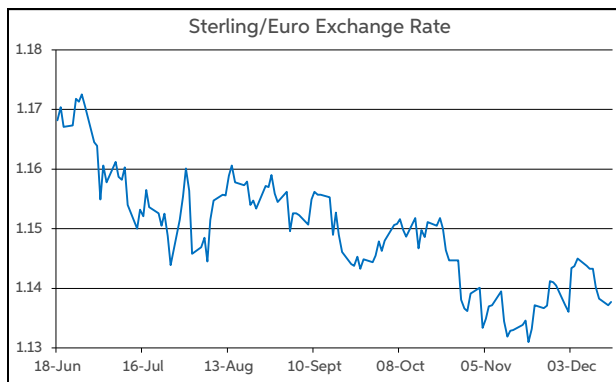
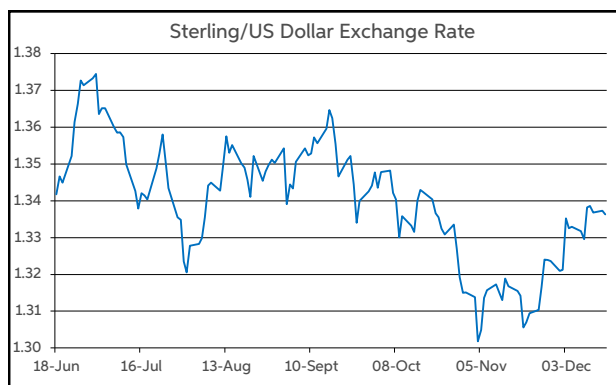
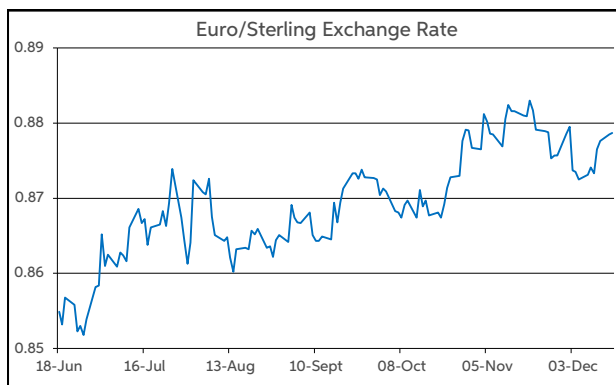
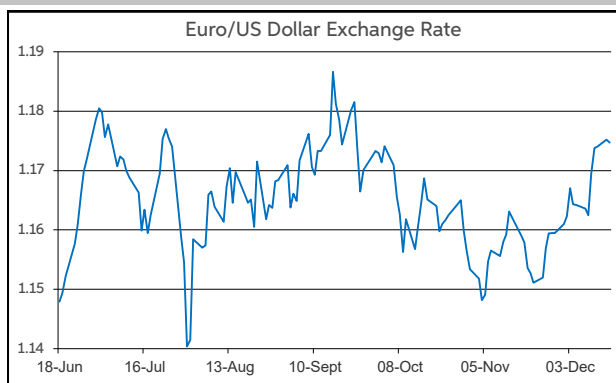
Investor sentiment was holding a mixed tone yesterday. In Europe, the Euro Stoxx 50 posted a 0.5% increase on the day. Meanwhile, on Wall Street, the mood was more subdued, with the S&P 500 modestly lower (-0.2%) at the closing bell last night.

In terms of the macro diary, yesterday's agenda was relatively quiet. The main Eurozone release of note was industrial production for October. The data showed some upward momentum in the sector at the start of Q4. Headline production rose by 0.8% m/m, which matched expectations and represented an improvement compared to the 0.2% increase in September. Meantime, in the US, homebuilder sentiment for December rose from 38 to 39, in line with forecasts.

From a currency perspective, the generally uneventful data calendar meant there was little to be of interest and/or provide direction to the majors. This was reflected in the main pairs operating within narrow ranges. This muted price action has continued in overnight trading. As a result, the majors open this morning showing minimal changes over the past 24 hours. EUR/USD continues to change hands in and around the midpoint of the \$1.17-1.18 band. EUR/GBP remains just below the 88p threshold. Elsewhere, similar to yesterday's starting level, GBP/USD is trading just above the halfway point of \$1.33-1.34.

Today's macro diary will generate more interest as it features some important data releases. Indeed, already this morning we have got a raft of UK labour market metrics. This included the unemployment rate, which rose, as anticipated, to 5.1% in the three months to October. Later today, the publication of the delayed US payrolls number for November will entail some event risk for the dollar. Meanwhile, the flash December PMI's from the US, Eurozone and UK will provide an early read on how these economies are performing heading into year end. US retail sales for October are also due.

John Fahey, Senior Economist, AIB



Today's Opening FX Rates			
		% Change	
		Day *	End 2024
EUR/USD	1.1747	0.12	13.46
EUR/GBP	0.8787	0.10	6.21
GBP/USD	1.3363	0.01	6.81
GBP/EUR	1.1375	-0.10	-5.85
USD/JPY	154.92	-0.07	-1.44
EUR/JPY	182.01	0.06	11.83
* v Previous Day's European Open			
See Next Page for More Rates			

Opening Interest Rates						
Base Rate	Money Market			Swap Rates		
	1-Mth	3-Mth	1-Yr	2-Yr	5-Yr	
USD	3.63	3.74	3.70	3.45	3.61	3.71
EUR	2.00	1.93	2.08	2.20	2.30	2.59
GBP	4.00	3.76	3.73	3.55	3.77	3.92

All rates quoted are indicative market rates

See Next Page For More Rates & Charts

CONTACTS

AIB Customer Treasury Services
business.treasury@aib.ie
aib.corporate.treasury@aib.ie
aib.ie/fxcentre

Customer Treasury Services GB
treasury.gb@aib.ie

aibgb.co.uk/fxcentre

Customer Treasury Services NI
TreasuryNI@aib.ie

aibni.co.uk/fxcentre

Euro

EUR/GBP	0.8787
EUR/USD	1.1747
EUR/JPY	182.01
EUR/SEK	10.9186
EUR/DKK	7.4701
EUR/NOK	11.9248
EUR/CHF	0.9359
EUR/AUD	1.7686
EUR/HKD	9.1375
EUR/CAD	1.6171

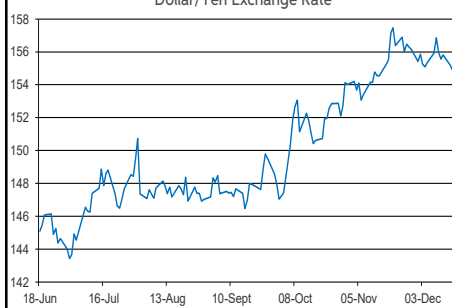
Sterling

GBP/EUR	1.1375
GBP/USD	1.3363
GBP/CAD	1.8393
GBP/NZD	2.3092
GBP/JPY	207.05
GBP/SEK	12.4226
GBP/DKK	8.4989
GBP/NOK	13.5692
GBP/CHF	1.065
GBP/AUD	2.0114

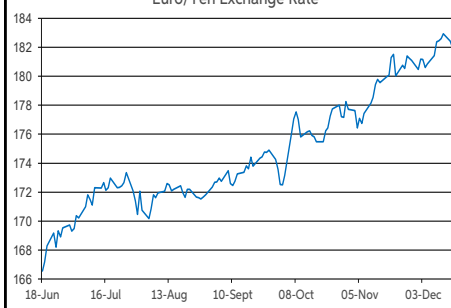
Dollar

USD/JPY	154.92
USD/CAD	1.3767
USD/CHF	0.7969
USD/CNY	7.0427
USD/BRL	5.4143
USD/RUB	79.6205
USD/INR	90.958
AUD/USD	0.6641
NZD/USD	0.5784

Dollar/Yen Exchange Rate

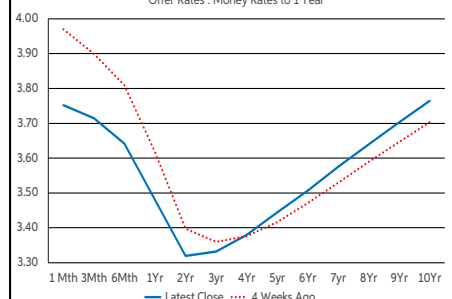


Euro/Yen Exchange Rate



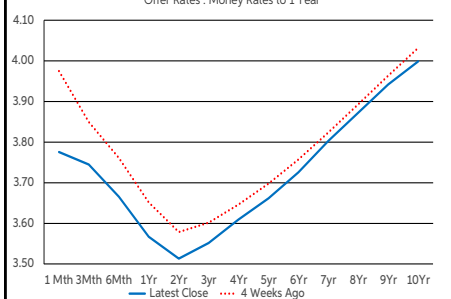
US Swap Curve

Offer Rates : Money Rates to 1 Year



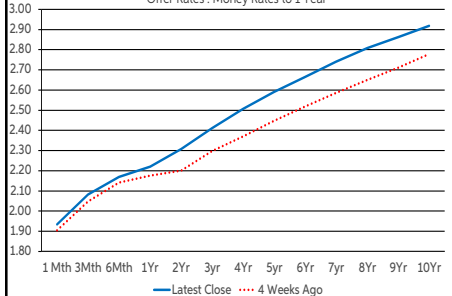
UK Swap Curve

Offer Rates : Money Rates to 1 Year

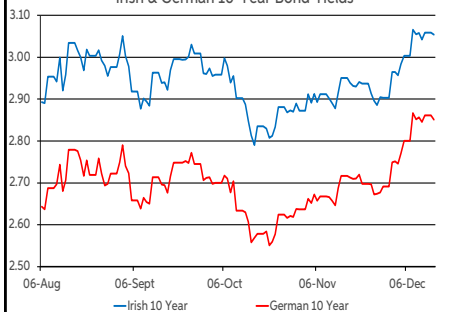


Eurozone Swap Curve

Offer Rates : Money Rates to 1 Year



Irish & German 10-Year Bond Yields



Debt Markets

	Close	Change bps		
		Day	4 Weeks	End 24
10 Year Yield %				
US	4.18	-1	+5	-40
Germany	2.85	-1	+14	+49
UK	4.50	-2	-3	-7
Ireland	3.05	-1	+12	+40
Belgium	3.34	-2	+11	+36
France	3.57	-1	+11	+37
Italy	3.54	-2	+9	+2
Spain	3.30	-1	+9	+24
Portugal	3.16	-2	+11	+31
Greece	3.45	-4	+11	+20

5 Year Swap %				
US	3.69	+0	+4	-60
Eurozone	2.56	-2	+13	+33
UK	3.92	-2	-1	-37

2 Year Swap %				
US	3.59	-2	-5	-74
Eurozone	2.28	+0	+8	+9
UK	3.76	-2	-6	-73

10 Year Government Bond Spreads to Benchmark bps				
Ireland	20	+0	-2	-8
Belgium	49	-1	-3	-13
France	72	-0	-3	-11
Italy	69	-1	-5	-47
Spain	45	+0	-5	-25
Portugal	31	-1	-3	-17
Greece	60	-3	-3	-28

Commodities

	Close	% Change		
		Day	4 Weeks	End 24
Brent Oil	60.56	-0.92	-5.67	-18.86
West Texas Oil	71.65	-0.17	-1.90	-1.27
Gold \$	4302.2	+0.00	+6.38	+63.97

This publication is for information purposes and is not an invitation to deal. The information is believed to be reliable but is not guaranteed. Any expressions of opinions are subject to change without notice. This publication is not to be reproduced in whole or in part without prior permission. In the Republic of Ireland it is distributed by Allied Irish Banks, p.l.c. In the UK it is distributed by Allied Irish Banks, p.l.c. and Allied Irish Bank (GB). In Northern Ireland it is distributed by Allied Irish Bank (NI). In the United States of America it is distributed by Allied Irish Banks, p.l.c. Allied Irish Banks, p.l.c. is regulated by the Central Bank of Ireland. Allied Irish Bank (GB) and AIB (NI) are trade marks used under licence by AIB Group (UK) p.l.c. (a wholly owned subsidiary of Allied Irish Banks, p.l.c.), incorporated in Northern Ireland. Registered Office 92 Ann Street, Belfast BT1 3HH. Registered Number NI018800. Authorised by the Prudential Regulation Authority and regulated by the Financial Conduct Authority and the Prudential Regulation Authority. In the United States of America, Allied Irish Banks, p.l.c., New York Branch, is a branch licensed by the New York State Department of Financial Services. Deposits and other investment products are not FDIC insured, they are not guaranteed by any bank and they may lose value. Please note that telephone calls may be recorded in line with market practice.