

Currency markets range bound

There was a mixed mood to sentiment yesterday. This was against the backdrop of a quiet data schedule. At the same time, investors were digesting newsflow out of China in relation to further stimulus measures. The additional stimulus disappointed versus expectations. The announcement weighed on European equities, with the Euro Stoxx 50 falling by 0.4%. On Wall Street though, the S&P 500 rose by 1%, recouping its losses from the day prior.

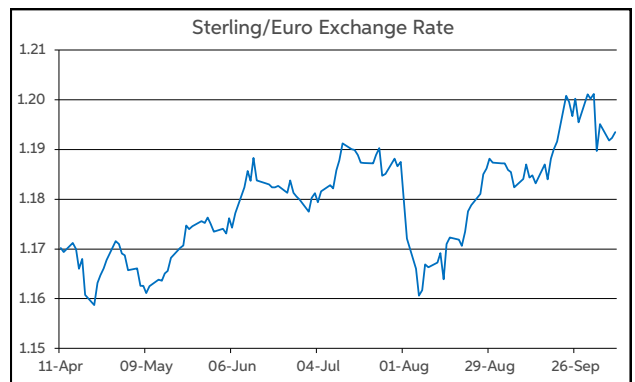
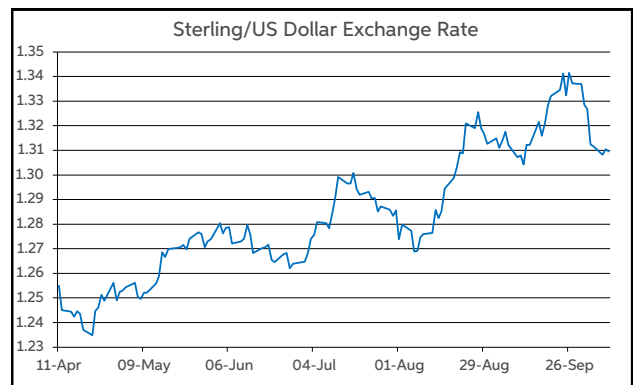
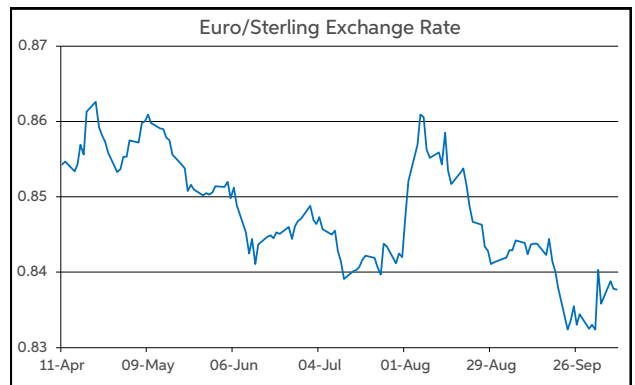
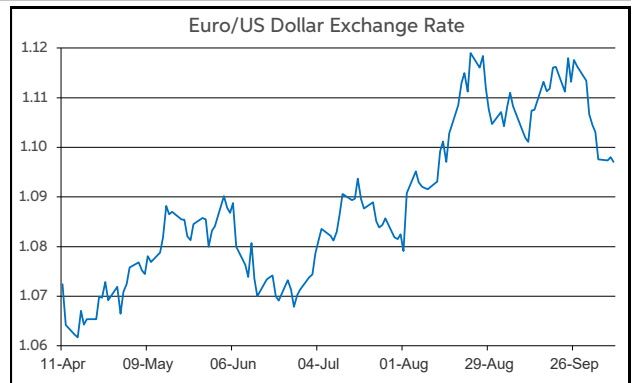
Meanwhile, oil prices retreated from their recent peak. Brent crude prices fell by circa 4% to near \$77 per barrel. In terms of fixed income, benchmark sovereign yields were little changed yesterday. The 10-year US Treasury yields continued to operate in and around 4%. Elsewhere, the 10-year UK Gilt yield declined by circa 3bps, to near 4.2%.

Currency-wise, the main FX pairs have been range bound over the past 24 hours. Of the limited moves to note, the euro was slightly weaker following some dovish remarks from a number of ECB officials, including the usually hawkish Bundesbank President Nagel. The yen has also been holding a marginally softer tone.

In level terms, the very modest decline in the euro sees EUR/USD open this morning nearer to the midpoint of the \$1.09-1.10 range. Elsewhere, EUR/GBP is changing hands in the upper half of the 83-84p trading band. GBP/USD is operating up in the top half of the \$1.30-1.31 corridor. USD/JPY is at the halfway mark of ¥148-149.

Turning to the day ahead, the data calendar is barren throughout the European session. Overnight though, the release of the latest Fed FOMC meeting minutes will garner attention. Meantime remarks from a plethora of Fed officials will also be in focus.

Daniel Noonan, Economist, AIB



Today's Opening FX Rates			
		% Change	
		Day *	End 2023
EUR/USD	1.0971	-0.13	-0.59
EUR/GBP	0.8377	-0.18	-3.36
GBP/USD	1.3096	0.05	2.88
GBP/EUR	1.1936	0.18	3.47
USD/JPY	148.52	0.30	5.29
EUR/JPY	162.95	0.17	4.70

* v Previous Day's European Open
See Next Page for More Rates

	Base Rate	Money Market		Swap Rates		
		1-Mth	3-Mth	1-Yr	2-Yr	5-Yr
USD	4.88	4.81	4.65	4.11	4.05	3.83
EUR	3.65	3.28	3.27	2.73	2.46	2.39
GBP	5.00	4.92	4.77	4.37	4.31	4.08

All rates quoted are indicative market rates

See Next Page For More Rates & Charts

FX Spot	Karl Cooke Shane Gargan	FX Options	Mark Tuite	Reuters Phone	AIBG.I 00353-1-7724018	Morning Comment	John Fahey john.j.fahey@aib.ie
---------	----------------------------	------------	------------	------------------	---------------------------	-----------------	-----------------------------------

Opening Levels

Wednesday 09 October 2024
06:47 am



Euro

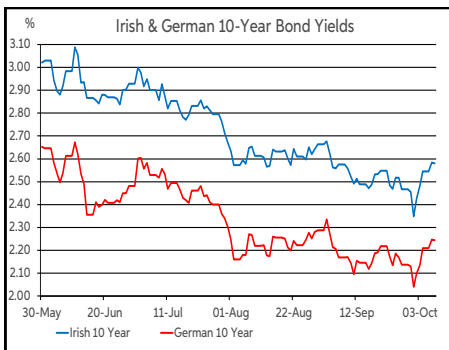
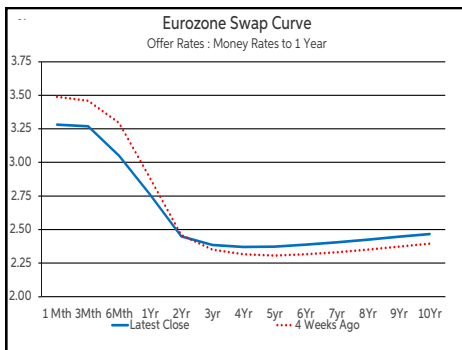
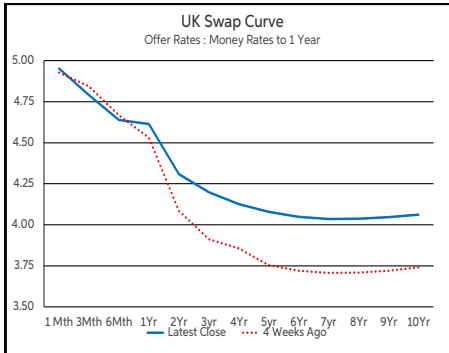
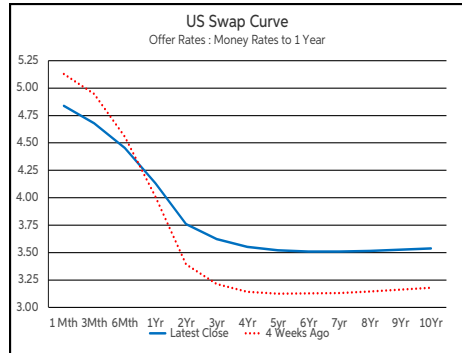
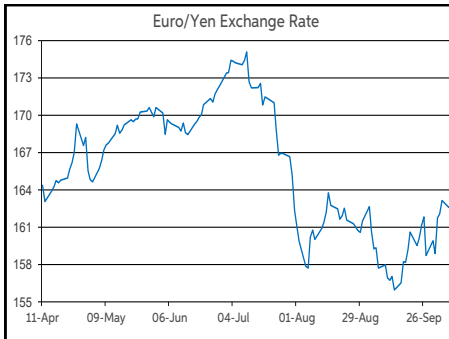
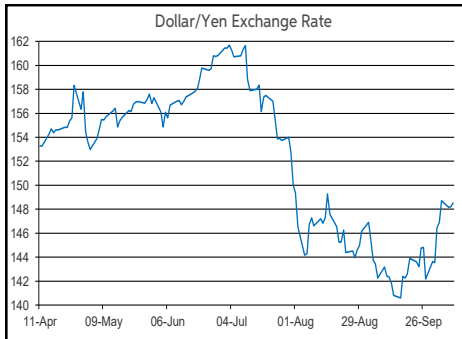
EUR/GBP	0.8377
EUR/USD	1.0971
EUR/JPY	162.95
EUR/SEK	11.3408
EUR/DKK	7.4573
EUR/NOK	11.7505
EUR/CHF	0.9411
EUR/AUD	1.625
EUR/HKD	8.5264
EUR/CAD	1.4978

Sterling

GBP/EUR	1.1936
GBP/USD	1.3096
GBP/CAD	1.7877
GBP/NZD	2.147
GBP/JPY	194.51
GBP/SEK	13.5354
GBP/DKK	8.9004
GBP/NOK	14.0213
GBP/CHF	1.1236
GBP/AUD	1.9396

Dollar

USD/JPY	148.52
USD/CAD	1.3652
USD/CHF	0.8578
USD/CNY	7.058
USD/BRL	5.5349
USD/RUB	96.8
USD/INR	83.945
AUD/USD	0.675
NZD/USD	0.6099



Debt Markets				
	Close	Change bps		
		Day	4 Weeks	End 23
10 Year Yield %				
US	4.04	+1	+39	+18
Germany	2.25	-0	+10	+22
UK	4.19	-3	+36	+65
5 Year Swap %				
US	3.78	-2	+41	-1
Eurozone	2.37	-3	+7	-5
UK	4.08	-4	+33	+43
2 Year Swap %				
US	4.01	-2	+39	-32
Eurozone	2.45	-3	-1	-35
UK	4.31	-5	+23	+4
10 Year Government Bond Spreads to Benchmark bps				
Ireland	36	-1	-4	+2
Belgium	62	-0	+1	-5
France	77	-0	+7	+24
Italy	131	-1	-6	-36
Spain	75	-2	-7	-21
Portugal	52	-0	-11	-24
Greece	98	+2	-9	-7

Commodities				
	Close	% Change		
		Day	4 Weeks	End 23
Brent Oil	77.18	-4.63	+11.55	+0.18
West Texas Oil	71.65	-0.17	-1.90	-1.27
Gold \$	2621.9	-0.82	+4.21	+27.12

This publication is for information purposes and is not an invitation to deal. The information is believed to be reliable but is not guaranteed. Any expressions of opinions are subject to change without notice. This publication is not to be reproduced in whole or in part without prior permission. In the Republic of Ireland it is distributed by Allied Irish Banks, p.l.c. In the UK it is distributed by Allied Irish Banks, p.l.c. and Allied Irish Bank (GB). In Northern Ireland it is distributed by Allied Irish Bank (NI). In the United States of America it is distributed by Allied Irish Banks, p.l.c. Allied Irish Banks, p.l.c. is regulated by the Central Bank of Ireland. Allied Irish Bank (GB) and AIB (NI) are trade marks used under licence by AIB Group (UK) p.l.c. (a wholly owned subsidiary of Allied Irish Banks, p.l.c.), incorporated in Northern Ireland. Registered Office 92 Ann Street, Belfast BT1 3HH. Registered Number NI018800. Authorised by the Prudential Regulation Authority and regulated by the Financial Conduct Authority and the Prudential Regulation Authority. In the United States of America, Allied Irish Banks, p.l.c., New York Branch, is a branch licensed by the New York State Department of Financial Services. Deposits and other investment products are not FDIC insured, they are not guaranteed by any bank and they may lose value. Please note that telephone calls may be recorded in line with market practice.