

EUR/USD at new YTD high ahead of Fed meeting today

The positive tone to risk appetite at the start of the week evaporated yesterday, albeit there was no obvious catalyst for the move. The Euro Stoxx 50 declined by 1.3%, erasing all of its gains from Monday. Similarly on Wall Street, the S&P 500 retracted by a more modest 0.1%. On bond markets, yields were little changed across the board.

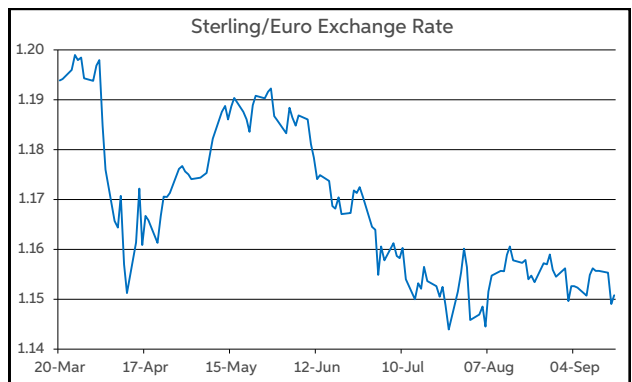
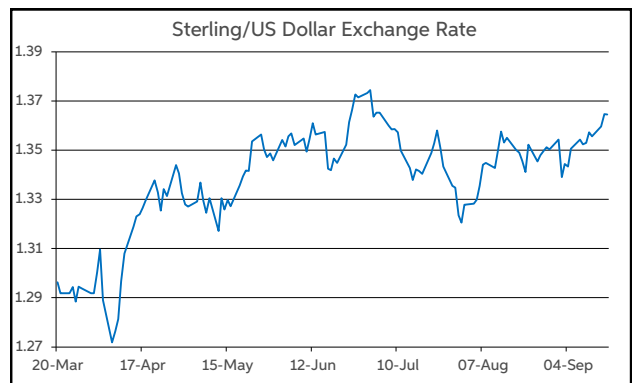
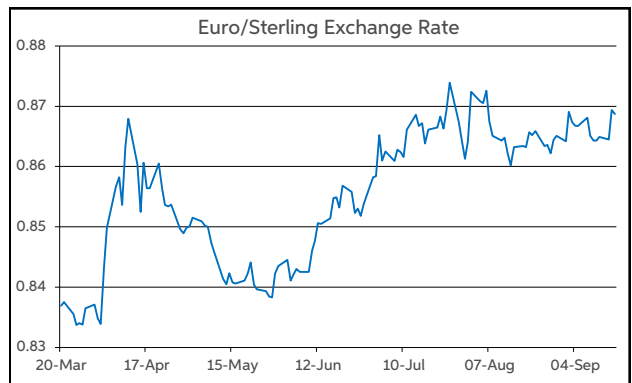
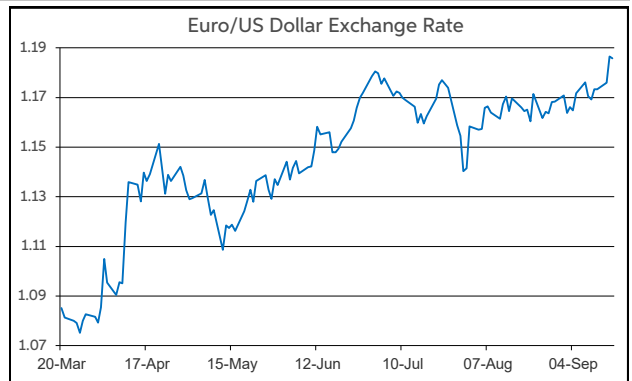
Data-wise, the main release of note was US retail sales for August. Both the headline and the control group (core sales metric) rose by 0.7% in the month, well above the consensus (0.2% and 0.4%, respectively). Elsewhere in the US, industrial production expanded by 0.1% in August (vs. -0.1% f'cast). In contrast, Eurozone industrial production increased by 0.3% in July (below the 0.4% f'cast). However, the data had no major impact on markets yesterday.

On FX markets, the dollar remained under pressure yesterday, despite the stronger than anticipated US data. Meanwhile, the euro was holding a firmer tone. Overall, the euro has gained around 0.7% versus the dollar and circa 0.4% against sterling in the past 24 hours.

In level terms, the firmer tone to the euro and weaker dollar sees EUR/USD open this morning above the midpoint of \$1.18-1.19, having registered a fresh year-to-date-high of \$1.1878 yesterday. GBP/USD is up at the halfway mark of the \$1.36-1.37 range. Meantime, EUR/GBP is at the top end of the of 86-87p trading band.

Already this morning, UK CPI inflation for August has printed in-line with the consensus. The headline rate remained at 3.8% while the core rate eased to 3.6%. The release has not impacted sterling so far in early trading. Later today, the focus will be on the Fed FOMC policy announcement, due after the European close. A 25bps rate cut is widely expected. Aside from the decision, the post-meeting press conference and the updated summary of economic projections, including the interest rate dotpot, will garner close attention.

Daniel Noonan, Economist, AIB



Today's Opening FX Rates			
		% Change	
		Day *	End 2024
EUR/USD	1.1858	0.70	14.54
EUR/GBP	0.8684	0.43	4.97
GBP/USD	1.3645	0.23	9.06
GBP/EUR	1.1508	-0.43	-4.73
USD/JPY	146.48	-0.36	-6.81
EUR/JPY	173.7	0.33	6.73

* v Previous Day's European Open

See Next Page for More Rates

Opening Interest Rates						
Base Rate	Money Market			Swap Rates		
	1-Mth	3-Mth	1-Yr	2-Yr	5-Yr	
USD	4.38	4.13	4.01	3.58	3.54	3.49
EUR	2.00	1.88	2.03	2.11	2.14	2.35
GBP	4.00	3.95	3.95	3.83	3.98	4.03

All rates quoted are indicative market rates

See Next Page For More Rates & Charts

CONTACTS		
AIB Customer Treasury Services business.treasury@aib.ie aib.corporate@treasury@aib.ie aib.ie/fxcentre	Customer Treasury Services GB treasury.gb@aib.ie aibgb.co.uk/fxcentre	Customer Treasury Services NI TreasuryNI@aib.ie aibni.co.uk/fxcentre

Opening Levels

Wednesday 17 September 2025
06:50 am



Euro

EUR/GBP	0.8684
EUR/USD	1.1858
EUR/JPY	173.7
EUR/SEK	10.9532
EUR/DKK	7.4643
EUR/NOK	11.5763
EUR/CHF	0.9331
EUR/AUD	1.7756
EUR/HKD	9.2241
EUR/CAD	1.6303

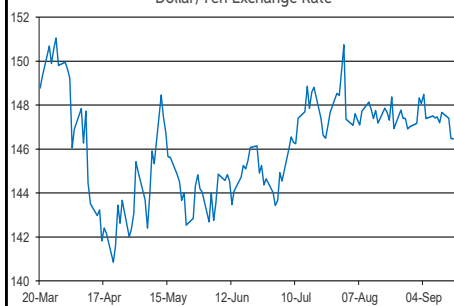
Sterling

GBP/EUR	1.1508
GBP/USD	1.3645
GBP/CAD	1.8758
GBP/NZD	2.282
GBP/JPY	199.92
GBP/SEK	12.6042
GBP/DKK	8.5905
GBP/NOK	13.3232
GBP/CHF	1.0737
GBP/AUD	2.0432

Dollar

USD/JPY	146.48
USD/CAD	1.3748
USD/CHF	0.7871
USD/CNY	7.1082
USD/BRL	5.2967
USD/RUB	82.7
USD/INR	87.769
AUD/USD	0.6675
NZD/USD	0.5977

Dollar/Yen Exchange Rate

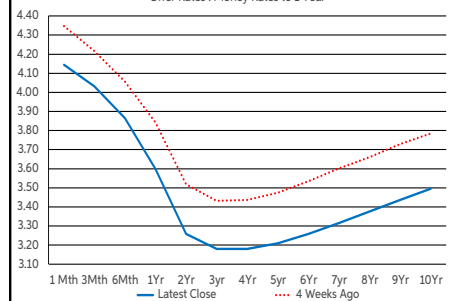


Euro/Yen Exchange Rate



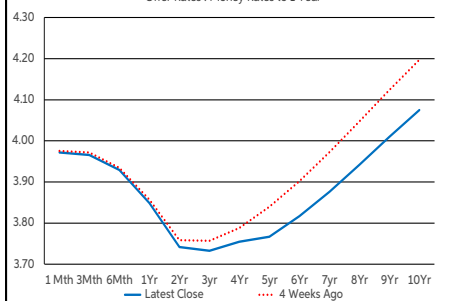
US Swap Curve

Offer Rates : Money Rates to 1 Year



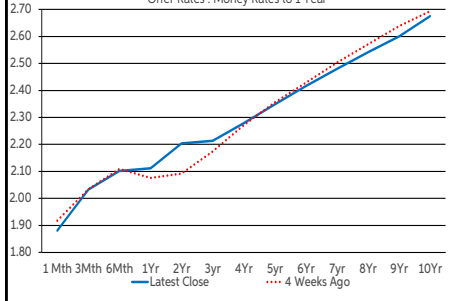
UK Swap Curve

Offer Rates : Money Rates to 1 Year

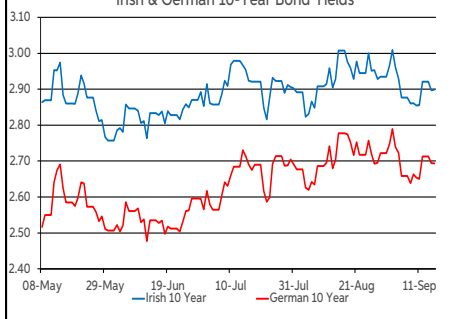


Eurozone Swap Curve

Offer Rates : Money Rates to 1 Year



Irish & German 10-Year Bond Yields



Debt Markets

	Close	Change bps		
		Day	4 Weeks	End 24
10 Year Yield %				
US	4.03	-1	-28	-55
Germany	2.69	-0	-6	+33
UK	4.64	+1	-11	+6
Ireland	2.94	+0	-6	+29
Belgium	3.23	-1	-5	+25
France	3.49	+0	+5	+29
Italy	3.51	+0	-7	-1
Spain	3.25	+0	-8	+19
Portugal	3.10	+0	-6	+25
Greece	3.37	+0	-6	+13
5 Year Swap %				
US	3.48	-1	-23	-81
Eurozone	2.34	-1	-1	+10
UK	4.02	+1	-6	-27
2 Year Swap %				
US	3.52	-4	-24	-81
Eurozone	2.14	+0	+5	-5
UK	3.97	+0	-2	-52
10 Year Government Bond Spreads to Benchmark bps				
Ireland	25	+0	-0	-4
Belgium	54	-1	+1	-8
France	79	+1	+11	-4
Italy	82	+1	-1	-34
Spain	56	+0	-2	-15
Portugal	41	+1	+0	-8
Greece	68	+0	-0	-21

Commodities

	% Change			
	Close	Day	4 Weeks	End 24
Brent Oil	68.47	+1.53	+4.07	-8.27
West Texas Oil	71.65	-0.17	-1.90	-1.27
Gold \$	3689.5	+0.29	+11.29	+40.61

This publication is for information purposes and is not an invitation to deal. The information is believed to be reliable but is not guaranteed. Any expressions of opinions are subject to change without notice. This publication is not to be reproduced in whole or in part without prior permission. In the Republic of Ireland it is distributed by Allied Irish Banks, p.l.c. In the UK it is distributed by Allied Irish Banks, p.l.c. and Allied Irish Bank (GB). In Northern Ireland it is distributed by Allied Irish Bank (NI). In the United States of America it is distributed by Allied Irish Banks, p.l.c. Allied Irish Banks, p.l.c. is regulated by the Central Bank of Ireland. Allied Irish Bank (GB) and AIB (NI) are trade marks used under licence by AIB Group (UK) p.l.c. (a wholly owned subsidiary of Allied Irish Banks, p.l.c.), incorporated in Northern Ireland. Registered Office 92 Ann Street, Belfast BT1 3HH. Registered Number NI018800. Authorised by the Prudential Regulation Authority and regulated by the Financial Conduct Authority and the Prudential Regulation Authority. In the United States of America, Allied Irish Banks, p.l.c., New York Branch, is a branch licensed by the New York State Department of Financial Services. Deposits and other investment products are not FDIC insured, they are not guaranteed by any bank and they may lose value. Please note that telephone calls may be recorded in line with market practice.